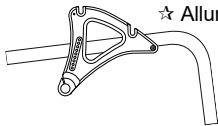
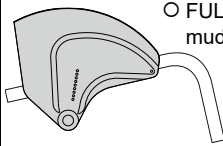
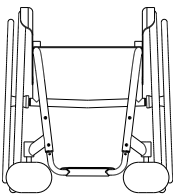
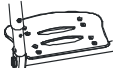


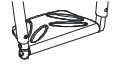
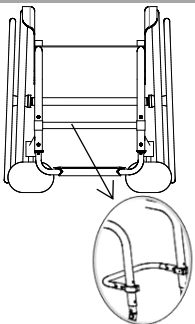





Date ..... User ..... End user wheight (kg) ..... Language user manual .....	<b>Progeo (English)</b> Company stamp	<b>Rigid frame wheelchair CRASH TEST APPROVED</b>
Responsible .....		

<b>Wheelchair measures - The tolerance on all the dimensions indicated and/or required is <math>\pm 10</math> mm</b>		
Seat width (LS)	<input type="checkbox"/> 33 <input type="checkbox"/> 36 <input type="checkbox"/> 39 <input type="checkbox"/> 42 <input type="checkbox"/> 45 <input type="checkbox"/> 48	
Seat depth (PS)	<input type="checkbox"/> 35 <input type="checkbox"/> 37,5 <input type="checkbox"/> 40 <input type="checkbox"/> 42,5 <input type="checkbox"/> 45 <input type="checkbox"/> 47,5 <input type="checkbox"/> 50	
The real seat depth, from the front part of the seat cloth to the backrest tube will be 1,5 cm more than the declared one.		
Footplate distance (DP)	..... (cm) $\pm 0.5$ cm - adjustment steps 1.5cm <b>(Real distance between seat and footplate) - IMPORTANT NOTICE! From the footplate to the floor minimum 4cm !! (Minimum Front height = DP + 4cm)</b>	
Setting	<input checked="" type="checkbox"/> Standard <input type="checkbox"/> Prudential <input type="checkbox"/> Active <input type="checkbox"/> Extreme	
Backrest Height (TS)	Std.Value 33,5 .....(min 26-max 47) adjustment steps 1.5cm	
camber	<input checked="" type="checkbox"/> 0° <input type="checkbox"/> 2° <input type="checkbox"/> 4°	
Front height STD 49	.....	Rear height STD 42 .....

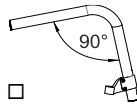
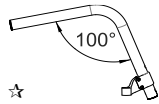
	<input checked="" type="checkbox"/> Aluminum rear adjustment plate <input checked="" type="checkbox"/> Removable mudguard ABS <input type="checkbox"/> Removable ABS fibre straight sideguard <input type="checkbox"/> Removable carbon fibre mudguard <span style="float: right;">03946</span> <input type="checkbox"/> Removable Carbon fibre straight sideguard <span style="float: right;">08918</span>
	<input type="checkbox"/> FULL CARBON rear adjustment plate with integrated mudguard <span style="float: right;">07646</span> <input checked="" type="checkbox"/> Version mudguard (Available only with rear wheels 24") <input type="checkbox"/> Version straight sideguard

JOKER		<input checked="" type="checkbox"/> Aluminium footplate, rake adjustable <b>Minimum footplate distance 35cm.</b> <input checked="" type="checkbox"/> Internal <input type="checkbox"/> 2/3 Internal <input type="checkbox"/> External <input type="checkbox"/> 2/3 External  <input type="checkbox"/> Aluminium footplate EVOLUTION - rake and depth adjustable <b>Minimum footplate distance 35cm.</b> <input checked="" type="checkbox"/> Internal <input type="checkbox"/> 2/3 Internal <input type="checkbox"/> External <input type="checkbox"/> 2/3 External  <input type="checkbox"/> One piece Carbon fibre footplate JOKER <b>Minimum footplate distance 35cm.</b> <b>not available for seat width 48</b> <b>Not available with: Frame Angle 85°</b>  <input type="checkbox"/> One piece Carbon fibre footplate, rake adjustable <b>Minimum footplate distance 35cm.</b> <input checked="" type="checkbox"/> Internal <input type="checkbox"/> External	 <b>11523</b>  <b>07649</b>  <b>03348</b>  <b>03346</b>
JOKER ZERO		<input type="checkbox"/> Plastic footrest, rake adjustable <b>Minimum footplate distance 15cm.</b> <input checked="" type="checkbox"/> 2/3 Internal <input type="checkbox"/> 2/3 External  <input type="checkbox"/> One piece aluminium footplate - Flip-up!, rake and depth adjustable <b>Minimum footplate distance 15cm.</b> <input checked="" type="checkbox"/> Internal <input type="checkbox"/> 2/3 Internal <input type="checkbox"/> External <input type="checkbox"/> 2/3 External  <input type="checkbox"/> One piece Carbon fibre footplate rake adjustable, swing away, flip-up. <b>Minimum footplate distance 15cm.</b> <input checked="" type="checkbox"/> Internal <input type="checkbox"/> External	 <b>06814</b>  <b>06856</b>  <b>06857</b>

Date ..... Order ..... User ..... Address .....

**Front frame**

☆ Aluminium standard frame



**Colour aluminium frame**

☆ Bright silver

☐ Polished black  
☐ Opaque black

☐ Bright blue  
☐ Bright fuchsia

☐ Bright red  
☐ Bright lime

☐ Bright blue china  
☐ Pearl white

**Seat**

☆ Seat cloth with pocket (under seat)

☐ Seat with tension straps

08883

☐ Carbon rigid seat

08336

☐ Pocket (under seat) [25x11x4,5]

08281

**Rear wheels axle**

☆ Aluminum rear wheels axle

☐ Carbon fiber rear wheels axle

(Lightest configuration)

07647

**Backrest adjustment and fixing system**

☆ Backrest with double locking (upright and folded)  
with rake adjustable from -4° to +16°

☐ Backrest with upright locking system ONLY (no locking when folded)  
with rake adjustable from -4° to +16°

☐ Fixed back(non-folding back)  
with rake adjustable from -4° to +16°

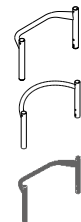
**Backrest**

☆ Adjustable velcro straps and padded transpiring upholstery

☆ Aluminium backrest

☐ Titanium backrest

☐ Carbon fibre backrest



06811

04389

☐ **AIR** Integrated posture backrest (NOT REMOVABLE)

Carbon shell - Lateral retaining 7,5cm  
Depth adjustment ±1cm. - Angle adjustment ±10°  
not available for seat width 48

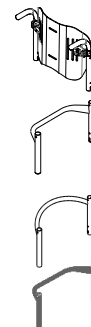
**Installation on:**

☆ Backrest tubes

☐ Aluminium backrest

☐ Titanium backrest

☐ Carbon fibre backrest




06811

04389

H 28		H 34		H 40	
Backrest Height (TS) min 34 ( ..... )		Backrest Height (TS) min 38 ( ..... )		Backrest Height (TS) min 44 ( ..... )	
Lateral retaining wing A=high - R=regular					
A	R	A	R	A	R
<input type="checkbox"/>	<input type="checkbox"/>	<input type="checkbox"/>	<input type="checkbox"/>	<input type="checkbox"/>	<input type="checkbox"/>

Date .....	Order .....	User .....	Address .....
------------	-------------	------------	---------------

<b>Handle tube</b>			
☆ Tubes with standard handle			
<input type="checkbox"/> Tubes with short handle			
<input type="checkbox"/> SPORT tubes Without push handles			
<input type="checkbox"/> Carbon fibre tubes with short handle	(Lightest configuration)		04390
<b>Not available with: Posture backrest PHYSIO - Posture backrest A I R</b>			
<input type="checkbox"/> Folding handles	<b>Minimum backrest height 30,5cm</b>		02958
<b>Not available with: Push handles for companion</b>			

<b>Casters</b>			
☆ 4" Soft			
<input type="checkbox"/> 3" Sport (Lightest configuration)			
<input type="checkbox"/> 5" Soft			
<input type="checkbox"/> 6" Soft (Available only with 100° angle)			
<input type="checkbox"/> 6" Pneumatic (Available only with 100° angle)			
<input type="checkbox"/> 3" Active Soft (wide)	(Aluminium alloy rim)		06824
<input type="checkbox"/> 4" Active Sport (narrow)	(Aluminium alloy rim)		01398
<input type="checkbox"/> 4" Active Soft (wide)	(Aluminium alloy rim)		03943
<input type="checkbox"/> 5" Active Soft (wide)	(Aluminium alloy rim)		07518
<input type="checkbox"/> 5" Pneumatic			10844







<b>Colour set: Rear wheels and forks - To be matched only with: Rear wheels Ultra-light Progeo - Standard! (22 - 24)</b>			
☆ Black	22" 24" 25" 26"		
<input type="checkbox"/> Bright silver	22" 24"		00833
<input type="checkbox"/> Bright fuchsia	22" 24"		00833
<input type="checkbox"/> Bright blue	22" 24"		00833
<input type="checkbox"/> Bright red	22" 24"		00833
<input type="checkbox"/> Bright lime	22" 24"		00833
<input type="checkbox"/> Pearl white	22" 24"		00833


<b>Rear wheels</b>			
☆ 24" Ultra-light Progeo - Standard!			
<input type="checkbox"/> 22" Ultra-light Progeo - Standard!	(colour: black)		
<input type="checkbox"/> 25" Ultra-light Progeo - Standard!	(colour: black)		
<input type="checkbox"/> 26" Progeo - Standard!			
<input type="checkbox"/> 24" ULTRA-LIGHT PROGEO KEY SPORT	Weight reduction approx. 450gr.		04383
<input type="checkbox"/> 24" Ultra-light "Spinergy LX"			01685
<input type="checkbox"/> 24" Ultra-light "Spinergy LXL"	<input type="checkbox"/> Black hub and white spokes <input type="checkbox"/> Hub and spokes black		07846
<input type="checkbox"/> 24" Ultra-light "Spinergy Flex rim"	<b>Integrated aluminium/rubber handrim</b>		02270
<input type="checkbox"/> 25" Ultra-light "Spinergy LX"			02101
<input type="checkbox"/> 25" Ultra-light "Spinergy LXL"	<input type="checkbox"/> Black hub and white spokes		07847
<input type="checkbox"/> 26" Ultra-light "Spinergy LX"			02102
<input type="checkbox"/> 24" Off-road (aluminium handrim black)			01392

<b>Rear wheel tyre</b>			
☆ High pressure tyre	(22"-24"-25"-26")	(Lightest configuration)	
<input type="checkbox"/> High pressure profile tyre	(24")		
<input type="checkbox"/> Marathon Plus	(24"-25")	with anti-puncture protection	01669
<input type="checkbox"/> Anti-puncture - Colour Grey	(22")		04181
<input type="checkbox"/> Anti-puncture - Colour Black	(24")		11083
<b>Not available with Rear wheels : 24" ULTRA-LIGHT PROGEO KEY SPORT, 24" Ultra-light "Spinergy LXL"</b>			

<b>Handrim</b>		<b>Wheel distance ☆ 3 cm</b>	<input type="checkbox"/> 4 cm
☆ Aluminium	(22"-24"-25"-26")	(Lightest configuration)	
<input type="checkbox"/> Aluminium black SOFT-TOUCH	(24"-25")	(24" handrim, on 25" wheel is installed with spacers)	09170
<input type="checkbox"/> Chromed Steel	(24"-25")	(24" handrim, on 25" wheel is installed with spacers)	01684
<input type="checkbox"/> Titanium	(24"-25")	(24" handrim, on 25" wheel is installed with spacers)	00016
<input type="checkbox"/> Ultra Grepp	(24"-25")	(24" handrim, on 25" wheel is installed with spacers)	00017
<input type="checkbox"/> Max Grepp	(24"-25")	(24" handrim, on 25" wheel is installed with spacers)	00834
<input type="checkbox"/> Ergo Para	(24")		00632
<input type="checkbox"/> TOP FRICTION	(24"-25")	(24" handrim, on 25" wheel is installed with spacers)	11023
Oval countour with a rubber insert			
<input type="checkbox"/> NOVA H	(24"-25")	(24" handrim, on 25" wheel is installed with spacers)	11025
Ergonomic black profile			
<input type="checkbox"/> NOVA D	(24"-25")	(24" handrim, on 25" wheel is installed with spacers)	11026
Ergonomic profile with rubber coating (ideal for quadriplegics)			
<input type="checkbox"/> SURGE LT	(25")	Oval countour with a rubber insert	06427
<input type="checkbox"/> Quad (24")	(24")		00693
<input type="checkbox"/> Silicon cover for standard aluminium handrim		Available for measures (22" - 24" - 26")	04050



Date .....	Order .....	User .....	Address .....
------------	-------------	------------	---------------


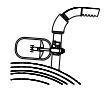
<b>Wheel locks</b>		
<input checked="" type="checkbox"/> Bent lever push to lock  <input type="checkbox"/> Straight lever push to lock <input type="checkbox"/> Straight lever pull to lock  <input type="radio"/> Sport brake (Lightest configuration)  <input type="radio"/> Brake with extension lever push to lock <input type="radio"/> Brake with extension lever pull to lock	     	
		06428    01949 03372

<b>Armrests</b>		
<input type="radio"/> Tubular armrests (Swing away, removable and height adjustable armrest)		
		00694

<b>Accessories</b>	
<input type="radio"/> Pad for front frame protectors <input type="radio"/> Backrest-seat connection cloth <input type="radio"/> Removable storage bag (with quick coupling)	07058 10241 09811

<b>SAFETY</b>		
<input type="radio"/> 4 points tie-down system rings The use of a headrest during transport is mandatory (installation must be carried out by the manufacturer)		08654

<b>Optional 1</b>		
<u>Only one optional devices for side can be chosen</u>		
<input type="radio"/> Transit wheels	Exclude the installation of Anti-tippers	 03290
<input type="radio"/> Anti-tipper BASE	Exclude the installation of Transit wheels <input type="radio"/> Right <input type="radio"/> Left	06819 06820
<input type="radio"/> Anti-tipper with rapid hookup (inside rotation to reduce the encumbrance)	Exclude the installation of Transit wheels <input type="radio"/> Right <input type="radio"/> Left	 06821 06822

<b>Optional 2</b>		
<input type="radio"/> Push handles for companion	(Removable and height adjustable)	 03645
<input type="radio"/> Tetracclip	(Quick release axle for quadriplegic)	03947
<input type="radio"/> Safety pelvic belt <input type="radio"/> Harness		03972 04103
<input type="radio"/> Lumbar support	(to insert in the backrest upholstery)	00013
<input type="radio"/> Swing away lateral support	Not available with Posture backrest PHYSIO - Posture backrest A I R  <input type="radio"/> Right <input type="radio"/> Left	 02097 02098
<input type="radio"/> Spoke guards Black <input type="radio"/> Spoke guards Transparent <input type="radio"/> Spoke guards Progeo design <input type="radio"/> Spoke guards Dragon	(22"-24") (22"-24") (22"-24") (22"-24")	01043 00835 00019 02106








<b>Additional Kit</b>		
<input type="radio"/> 24" Off-road rear wheels <input type="radio"/> 24" FAT rear wheels	Off-Road tyre - aluminium handrim (black colour) FAT tyre 3" - aluminium handrim (black colour)	03378 09357

Date ..... Order ..... User ..... Address .....

**PHYSIO - Posture backrest**  
(Std. Backrest upholstery not provided)

Removable with quick release  
Suitable for tubes with diameter 18÷26mm  
Depth adjustment (4cm)  
Angle adjustment (±18°)

- ☐ **AIR** Carbon shell  
not available for seat width 48

BACKREST HEIGHT		28		34		40	
Shell's shape		Lateral retaining wing A=high - R=regular					
7.5 cm		A	R	A	R	A	R
							
		<input type="checkbox"/>	<input type="checkbox"/>	<input type="checkbox"/>	<input type="checkbox"/>	<input type="checkbox"/>	<input type="checkbox"/>

- ☐ **POSTURE** Aluminum shell

BACKREST HEIGHT	34	40	52
Shell's shape	Lateral retaining wing B=regular		
	R	R	R
7.5 cm			
	<input type="checkbox"/>	<input type="checkbox"/>	<input type="checkbox"/>

**Configuration DEEP with side support PAD (height adjustable)**

- ☐ Aluminum lateral with padded, breathable upholstery.



Small (h 13cm)



☐ Right  
10272



☐ Left  
10272

Large (h 20cm)



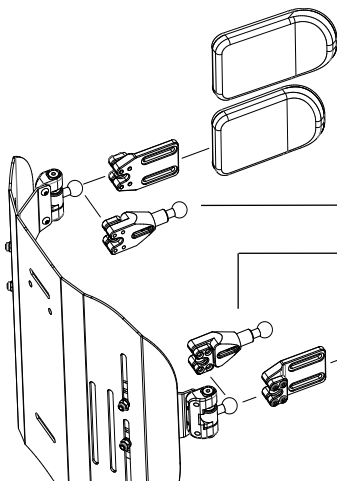
☐ Right  
10273



☐ Left  
10273

**SWING AWAY - Lateral support**

Fixing and adjustment hardware complete with protection sleeve  
Alluminum lateral with padded, breathable upholstery.



- ☐ Large (18x12)

05647

- ☐ Small (14x9)

05643

- ☐ Lateral support extension

Quantity (number pcs) (.....)

10271

- ☐ Lateral support extension

Quantity (number pcs) (.....)

- ☐ Small (14x9)

05642

- ☐ Large (18x12)

05646

- ☐ Headrest adjustable - Double ball mounting system

Available only with backrest Physio  
Not available for backrest Physio AIR carbon shell



- ☐ Large (34x14)  
☐ Small (28x14)




05648

Date .....	Order .....	User .....	Address .....
------------	-------------	------------	---------------

Note

Wheelchair : Progeo JOKER - Rev. 2023.3	Prices - VAT excluded to be added to the price list	Send this page only if any optional have been chosen	
		☆ standard	(supplied if no requests are indicated)
		□ on request	(without extra charge)
		○ optional	(cost to be added at the basic price)

## REFERENCE TABLES

1	Front height			
With closed frame (95°) max 5" caster With closed frame (90°) max 5" caster With closed frame (85°) max 4" caster				
FORK	Casters			
	3"	4"	5"	6"
SPORT 	max 52	max 53	max 54	
SMALL 	max 54	max 55	max 56	max 57
MEDIUM 	max 56	max 57	max 58	max 59
The size of the fork will be defined only by Progeo in accordance with wheelchair final configuration.				

2	Rear height			
Rear wheels				
22"	24"	25"	26"	
min 36	min 38	min 39	min 40	
max 44	max 46	max 47	max 48	

3	Footplate option	Footplate distance
	Aluminium footplate rake adjustable	min 35
	One piece Carbon fibre footplate	min 35
	One piece Carbon fibre footplate rake adjustable	min 35
	Plastic footrest, rake adjustable	min 35
	One piece aluminium footplate - Flip-up!, rake and depth adjustable	min 35
	One piece Carbon fibre footplate rake adjustable, swing away, flip-up.	min 35
<b>IMPORTANT NOTICE! From the footplate to the floor minimum 4cm !! (Minimum Front height = DP + 4cm)</b>		
Calculated with the best configuration and with the footplates positioned on inside.		
<b>NOTE! Lower footplate distances are possible only after our valuation</b>		

4	Rear wheels	
Model	Features	
22" Ultra-light Progeo - Standard!	(not available in anthracite color)	
24" Ultra-light Progeo - Standard!	(available for all couloers)	
24" ULTRA-LIGHT PROGEO KEY SPORT	(silver hub, black rim and 16 spokes)	
24" Ultra-light "Spinergy LX"	(silver hub, black rim and spokes)	
24" Ultra-light "Spinergy LXL"	(black hub and rim, 18 white spokes) - (black hub, rim and 18 spokes)	
24" Ultra-light "Spinergy Flex rim"	(silver hub, black rim and spokes) - (integrated aluminium/rubber handrim - encumbrance reduction up to 3cm. - all tyre)	
24" Off-road	(colour: black) - (aluminium handrim - tyre Off-road)	
25" Ultra-light "Spinergy LX"	(silver hub, black rim and spokes)	
25" Ultra-light "Spinergy LXL"	(black hub and rim, 18 white spokes)	
26" Progeo - Standard!	(colour: black)	
26" Ultra-light "Spinergy LX"	(silver hub, black rim and 18 spokes)	

Date ..... Order ..... User ..... Address .....

12" wheel - Motor 250W (750W maximum power)  
14" wheel - Motor 1000W (1500W maximum power)

Color display with switcher  
Maximum speed limit settable from display  
5 speed levels selectable  
10 display-selectable acceleration levels  
Adaptive Cruise Control  
  
Disc and electronic brake control lever  
Motor brake (adjustable in 10 levels from the display)  
Electronic brake with control bottom (adjustable in 10 levels from the display)  
Power regain when braking  
  
Error messages management from display (with error history)  
Rear gear beeper  
48V - 5.8 Ah battery Autonomy up to 25km  
48V - 11.6 Ah Power plus battery Autonomy up to 50km  
Battery charger 48V  
  
Rear gear  
USB port  
Easle  
Mudguard  
Front spoiler with predisposition for FULL LED light

**(Certified software)**

☐ Mototronik

10979



## Handlebar

☆ STANDARD controls

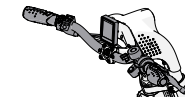
☆ Thumb accelerator and Disc and electronic brake control lever (Right)

☐ Grip throttle and Disc and electronic brake control lever

☐ Right  
☐ Left


10913  
10914

☐ QUADRIPLLEGIC controls  
Handlebar PUSH&PULL

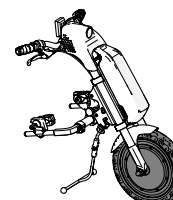


10905

☆ **MOTOTRONIK 12" wheel**  
Motor 250W (750W maximum power)  
Maximum speed according to law



☐ **MOTOTRONIK 14" wheel**  
Motor 1000W (1500W maximum power)  
Maximum speed according to law



10903

## Battery

☆ 48V - 5.8 Ah battery *Autonomy up to 25 km*

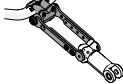
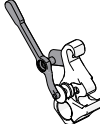

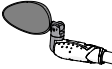

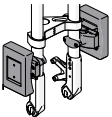
☐ 48V - 11.6 Ah Power plus battery *Autonomy up to 50 km*

10904



Date ..... Order ..... User ..... Address .....

## Accessories

- |   |   |   |
|---|---|---|
| <input type="radio"/> Handlebar extension<br>Adjustable from 15cm up to 23cm  |    | 10907   |
| <input type="radio"/> Motor unit facilitated unlock lever<br>Recommended with handlebar for quadriplegic  |    | 10915   |
| <input type="radio"/> Additional FLY 48V - 2.9 Ah battery<br>Autonomy up to 15km<br>Approved for air transport  |   | 10906   |
| <input type="radio"/> FULL LED light (high intensity)<br>Integrated in the spoiler  |    | 10908   |
| <input type="radio"/> Rearview mirror   | <input type="radio"/> Right<br><input type="radio"/> Left                             | <br>10909<br>10909 |
| <input type="radio"/> Basket (removable) - (with KLiCKfix® attachment system)   |   | 10912   |
| <input type="radio"/> Removable front weight - (with KLiCKfix® attachment system)<br>(it increases the weight over the power wheel to improve traction) |  | 10910   |
| <input type="radio"/> Travel bag  |   | 10916   |

## Note