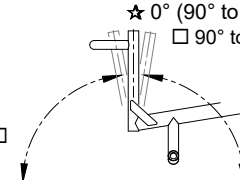
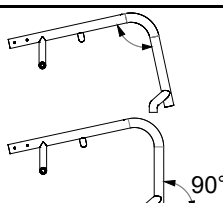
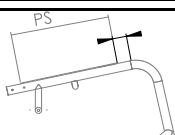




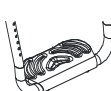

Date	Progeo (English)	
User	Company stamp	
End user wheight (kg)		Rigid frame wheelchair
Language user manual	Responsible	

Keep attention to all measures.	
JOKER ENERGY is a completely welded wheelchair and no modifications can be carried out after its manufacturing.	
Wheelchair measures	
Seat width (LS)	<input type="checkbox"/> 33 <input type="checkbox"/> 36 <input type="checkbox"/> 39 <input type="checkbox"/> 42 <input type="checkbox"/> 45 <input type="checkbox"/> 48
Seat depth (PS)	<input type="checkbox"/> 35 <input type="checkbox"/> 37,5 <input type="checkbox"/> 40 <input type="checkbox"/> 42,5 <input type="checkbox"/> 45 <input type="checkbox"/> 47,5 <input type="checkbox"/> 50
The real seat depth, from the front part of the seat cloth to the backrest tube will be 1,5 cm more than the declared one.	
Footplate distance (DP) (cm)
(Real distance between seat and footplate) - IMPORTANT NOTICE! From the footplate to the floor minimum 4cm !! (Minimum Front height = DP + 4cm)	
Setting	<input checked="" type="checkbox"/> Standard <input type="checkbox"/> Extremely prudenti <input type="checkbox"/> Prudential <input type="checkbox"/> Active <input type="checkbox"/> Extreme
Backrest Height (TS)	Std.Value 33,5(min 26-max 47) adjustment steps 1.5cm
Rear wheel camber	<input checked="" type="checkbox"/> 2° <input type="checkbox"/> 0° <input type="checkbox"/> 4° <input type="checkbox"/> 8° <input type="checkbox"/> 12° Special cambers (00989 - €)
See reference tables N°4	
Front height STD 49	Rear height STD 42

Frame	
<input checked="" type="checkbox"/> Made-to-measure aluminium welded frame Backrest with rake adjustable from -4° to +16°	
<input type="checkbox"/> Made-to-measure aluminium welded frame with fixed and welded backrest Not available: bright silver!!	
08932	
<div style="display: flex; justify-content: space-around; align-items: center;"> <div> <input checked="" type="checkbox"/> 0° (90° to the floor) <input type="checkbox"/> 90° to the seat </div>  <div> <input type="checkbox"/> (.....) to the ground <input type="checkbox"/> (.....) to the ground </div> </div>	

Frame Angle	
<input checked="" type="checkbox"/> Frame Angle STD 95°	<input type="checkbox"/> Frame Angle :
<input type="checkbox"/> Frame Angle 90° to the floor Exclude the installation of casters 5"	
	

Frame's depth	
Front frame extension	
<input checked="" type="checkbox"/> 0 cm <input type="checkbox"/> 0,5 cm <input type="checkbox"/> 1 cm <input type="checkbox"/> 1,5 cm <input type="checkbox"/> 2 cm <input type="checkbox"/> 2,5 cm	
<input type="checkbox"/> 3 cm <input type="checkbox"/> 3,5 cm <input type="checkbox"/> 4 cm <input type="checkbox"/> 4,5 cm <input type="checkbox"/> 5 cm	

Footplate	
<input checked="" type="checkbox"/> Tubular aluminium footplate - WELDED, not adjustable in height and angle <input type="checkbox"/> with plastic plate <input type="checkbox"/> with carbon fiber plate	
09193	
<input type="checkbox"/> Aluminium footplate EVOLUTION - (adjustable distance +/- 1,5cm) rake and depth adjustable	
<input checked="" type="checkbox"/> Internal <input type="checkbox"/> 2/3 Internal <input type="checkbox"/> 2/3 External <input type="checkbox"/> External	
<input type="checkbox"/> One piece Carbon fibre footplate JOKER - (adjustable distance +/- 1,5cm) Rake not adjustable Not available with: Width 48 - Frame Angle 85° and 90° to the floor	
<input type="checkbox"/> One piece Carbon fibre footplate - (adjustable distance +/- 1,5cm) Rake adjustable	
<input checked="" type="checkbox"/> Internal <input type="checkbox"/> External	
<div style="display: flex; flex-direction: column; align-items: flex-end;">     </div> <div style="display: flex; flex-direction: column; align-items: flex-end; margin-top: 10px;"> 04456 04110 04111 </div>	

Date Order User Address

Frame colour (without extra charge)

☆ Bright silver (Not available with welded backrest)

☐ Pearl white

☐ Opaque black

☐ Matt orange

☒ **Tekno anthracite**

☒ **Matt Midnight blue**

☒ **Matt red**

☒ **Matt grey**

Seat

☆ Seat cloth with pocket (under seat)

☐ Seat with tension straps

08883

☐ Carbon rigid seat

08336

☐ Pocket (under seat) [25x11x4,5]

08281

Backrest adjustment and fixing system - Not available with welded backrest

☆ Backrest with double locking (upright and folded)

with rake adjustable from -4° to +16°

☐ Backrest with upright locking system ONLY (no locking when folded)

with rake adjustable from -4° to +16°

☐ Fixed back(non-folding back)

with rake adjustable from -4° to +16°

Backrest

☆ Adjustable velcro straps and padded transpiring upholstery

☆ Aluminium backrest

☐ Titanium backrest

Not available with welded backrest

☐ Carbon fibre backrest

Not available with welded backrest



06811

04389



Integrated posture backrest (NOT REMOVABLE)

Carbon shell - Lateral retaining 7,5cm

Depth adjustment ±1cm. - Angle adjustment ±10°

not available for seat width 48

H 28		H 34		H 40	
Backrest Height (TS) min 34		Backrest Height (TS) min 38		Backrest Height (TS) min 44	
(.....)		(.....)		(.....)	
Lateral retaining wing A=high - R=regular					
A	R	A	R	A	R
<input type="checkbox"/>	<input type="checkbox"/>	<input type="checkbox"/>	<input type="checkbox"/>	<input type="checkbox"/>	<input type="checkbox"/>

Installation on:

☆ Aluminium backrest tubes

WITHOUT backrest rigidizer

☐ Aluminium backrest

☐ Titanium backrest

Not available with welded backrest

☐ Carbon fibre backrest

Not available with welded backrest



06811

04389

Handle tube

☆ Tubes with short handle

☐ SPORT tubes Without push handles

☐ Carbon fibre tubes with short handle

Lightest configuration

04390

Not available with: Posture backrest PHYSIO - Posture backrest AIR

☐ Folding handles

Minimum backrest height 30,5cm

Not available with: Push handles for companion



02958

Colour set: includes rear wheel hub and rim and front forks

Only standard Progeo 22"/24" wheels have coloured hubs and rims

☆ Black 22" 24" 25" 26"

☐ Bright silver 22" 24"

00833

☐ Bright lime 22" 24"

00833

☐ Bright blue 22" 24"

00833

☐ Bright red 22" 24"

00833

☐ Bright fuchsia 22" 24"

00833

☐ Pearl white 22" 24"

00833

☒ **Tekno anthracite** 22" 24"

00833

☒ **Matt Midnight blue** 22" 24"

00833

☒ **Matt grey** 22" 24"

00833

☒ **Matt red** 22" 24"

00833






Date	Order	User	Address
------------	-------------	------------	---------------

Casters			
<input checked="" type="checkbox"/> 4" Soft			
<input type="checkbox"/> 3" Sport		<i>Lightest configuration</i>	
<input type="checkbox"/> 5" Soft		Not available with frame angle 90° to the floor	
<input type="checkbox"/> 3" Active Soft (wide) - Aluminium alloy rim			06824
<input type="checkbox"/> 4" Active Sport (narrow) - Aluminium alloy rim			01398
<input type="checkbox"/> 4" Active Soft (wide) - Aluminium alloy rim			03943
<input type="checkbox"/> 5" Active Soft (wide) - Aluminium alloy rim		Not available with frame angle 90° to the floor	07518
<input type="checkbox"/> 5" Pneumatic		Not available with frame angle 90° to the floor	10844

Rear wheels			
<input checked="" type="checkbox"/> 24" Ultra-light Progeo - Standard!			
<input type="checkbox"/> 22" Ultra-light Progeo - Standard!		(colour: black)	
<input type="checkbox"/> 25" Ultra-light Progeo - Standard!		(colour: black)	
<input type="checkbox"/> 26" Progeo - Standard!		(colour: black)	
<input type="checkbox"/> 24" ULTRA-LIGHT PROGEO KEY SPORT		<i>Lightest configuration</i>	04383
<input type="checkbox"/> 24" Ultra-light "Spinergy LX"			01685
<input type="checkbox"/> 24" Ultra-light "Spinergy LXL"	<input type="checkbox"/> Black hub and white spokes	<input type="checkbox"/> Hub and spokes black	07846
<input type="checkbox"/> 24" Ultra-light "Spinergy Flex rim"	Integrated aluminium/rubber handrim		02270
<input type="checkbox"/> 25" Ultra-light "Spinergy LX"			02101
<input type="checkbox"/> 25" Ultra-light "Spinergy LXL"	<input type="checkbox"/> Black hub and white spokes		07847
<input type="checkbox"/> 26" Ultra-light "Spinergy LX"			02102
<input type="checkbox"/> 24" Off-road (aluminium handrim black)			01392

Rear wheel tyre			
<input checked="" type="checkbox"/> High pressure tyre	(22"-24"-25"-26")	<i>Lightest configuration</i>	
<input type="checkbox"/> High pressure profile tyre	(24")		
<input type="checkbox"/> Marathon Plus	(24"-25")	with anti-puncture protection	01669
<input type="checkbox"/> Anti-puncture - Colour Grey	(22")		04181
<input type="checkbox"/> Anti-puncture - Colour Black	(24")		11083
Not available with Rear wheels : 24" ULTRA-LIGHT PROGEO KEY SPORT, 24" Ultra-light "Spinergy LXL"			

Handrim	Wheel distance <input checked="" type="checkbox"/> 3 cm	<input type="checkbox"/> 4 cm	
<input checked="" type="checkbox"/> Aluminium	(22"-24"-25"-26")	<i>Lightest configuration</i>	
<input type="checkbox"/> Aluminium black SOFT-TOUCH	(24"-25")	(24" handrim, on 25" wheel is installed with spacers)	09170
<input type="checkbox"/> Chromed Steel	(24"-25")	(24" handrim, on 25" wheel is installed with spacers)	01684
<input type="checkbox"/> Titanium	(24"-25")	(24" handrim, on 25" wheel is installed with spacers)	00016
<input type="checkbox"/> Ultra Grepp	(24"-25")	(24" handrim, on 25" wheel is installed with spacers)	00017
<input type="checkbox"/> Max Grepp	(24"-25")	(24" handrim, on 25" wheel is installed with spacers)	00834
<input type="checkbox"/> TOP FRICTION	(24"-25")	(24" handrim, on 25" wheel is installed with spacers)	11023
<input type="checkbox"/> Oval countour with a rubber insert			
<input type="checkbox"/> NOVA H	(24"-25")	(24" handrim, on 25" wheel is installed with spacers)	11025
<input type="checkbox"/> Ergonomic black profile			
<input type="checkbox"/> NOVA D	(24"-25")	(24" handrim, on 25" wheel is installed with spacers)	11026
<input type="checkbox"/> Ergonomic profile with rubber coating (ideal for quadriplegics)			
<input type="checkbox"/> SURGE LT	(25")	Oval countour with a rubber insert	06427
<input type="checkbox"/> Quad	(24")		00693
<input type="checkbox"/> Silicon cover for standard aluminium handrim		Available for measures (22"- 24" - 26")	04050

Wheel locks		
<input checked="" type="checkbox"/> Bent lever push to lock		
<input type="checkbox"/> Straight lever push to lock		
<input type="checkbox"/> Straight lever pull to lock		
<input type="checkbox"/> Sport brake	<i>Lightest configuration</i>	 06428
<input type="checkbox"/> Brake with extension lever push to lock		 01949
<input type="checkbox"/> Brake with extension lever pull to lock		 03372

Date	Order	User	Address
------------	-------------	------------	---------------

Mudguard

☆ Carbon fibre mudguard

☐ Carbon fibre Straight sideguard
 ☆ Aligned wheel
☐ Under wheel cm
☐ Above wheel cm

☐ Removable carbon fibre mudguard 04109


☐ Removable Carbon fibre straight sideguard
 ☆ Aligned wheel
☐ Under wheel cm
☐ Above wheel cm
04109

☐ **Welded straight mudguard**
Available only with made-to-measure aluminium welded frame with fixed and welded back
08933

☆ Aligned wheel
☐ Under wheel cm
☐ Above wheel cm

Armrests

☐ Tubular armrests
 (Swing away, removable and height adjustable armrest)



00694

Accessories

☐ Pad for front frame protectors 07058


☐ Backrest-seat connection cloth 10241

☐ Removable storage bag (with quick coupling) 09811

Optional 1

☐ Set-up for post-sale optional assembly


☐ Transit wheels



03290

☐ Crutches support


☐ Right
☐ Left



00838
00837

☐ Anti-tipper with rapid hookup
 (inside rotation to reduce the encumbrance)

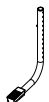
☐ Right
☐ Left



06821
06822

☐ Tipping aid


☐ Right
☐ Left



00025
01046

Optional 2

☐ Push handles for companion
 (Removable and height adjustable)



03645

☐ Tetraclip
 (Quick release axle for quadriplegic)
03947


☐ Safety pelvic belt 03972

☐ Harness 04103

☐ Lumbar support
 (to insert in the backrest upholstery)
00013

☐ Swing away lateral support

☐ Right
☐ Left



02097
02098

Not available with:

Posture backrest PHYSIO - Posture backrest A I R

☐ Spoke guards Black
 (22"-24")
01043

☐ Spoke guards Transparent
 (22"-24")
00835

☐ Spoke guards Progeo design
 (22"-24")
00019

☐ Spoke guards Dragon
 (22"-24")
02106

Additional Kit

☐ 24" Off-road rear wheels
 Off-Road tyre - aluminium handrim (black colour)
03378

☐ 24" FAT rear wheels
 FAT tyre 3" - aluminium handrim (black colour)
09357





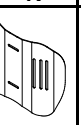
Date Order User Address

PHYSIO - Posture backrest


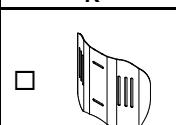
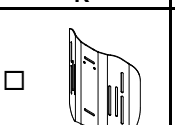
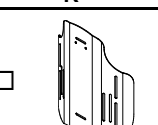
(Std. Backrest upholstery not provided)

Removable with quick release
Suitable for tubes with diameter 18÷26mm
Depth adjustment (4cm)
Angle adjustment ($\pm 18^\circ$)

- ☐ **AIR** Carbon shell
not available for seat width 48

BACKREST HEIGHT		28		34		40		
Shell's shape		Lateral retaining wing A=high - R=regular						
								
	<input type="checkbox"/>		<input type="checkbox"/>		<input type="checkbox"/>		<input type="checkbox"/>	

- ☐ **POSTURE** Aluminum shell

BACKREST HEIGHT	34	40	52
Shell's shape	Lateral retaining wing R=regular		
			
	<input type="checkbox"/>	<input type="checkbox"/>	<input type="checkbox"/>

Configuration DEEP with side support PAD (height adjustable)

- ☐ Aluminum lateral with padded, breathable upholstery.



Small (h 13cm)



☐ Right
10272



☐ Left
10272

Large (h 20cm)



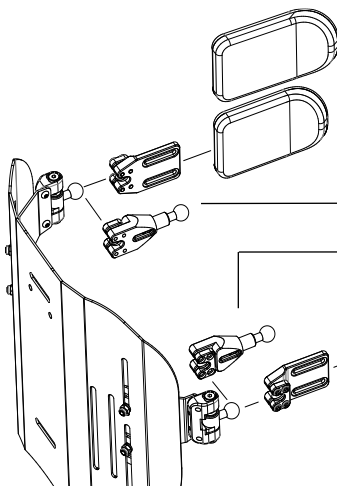
☐ Right
10273



☐ Left
10273

SWING AWAY - Lateral support

Fixing and adjustment hardware complete with protection sleeve
Aluminum lateral with padded, breathable upholstery.



☐ Large (18x12)

05647

☐ Small (14x9)

05643

☐ Lateral support extension

Quantity (number pcs).....

10271

☐ Lateral support extension

Quantity (number pcs).....

☐ Small (14x9)

05642

☐ Large (18x12)

05646

- ☐ Headrest adjustable - Double ball mounting system

Available only with backrest Physio Posture



☐ Large (34x14)
☐ Small (28x14)

05648

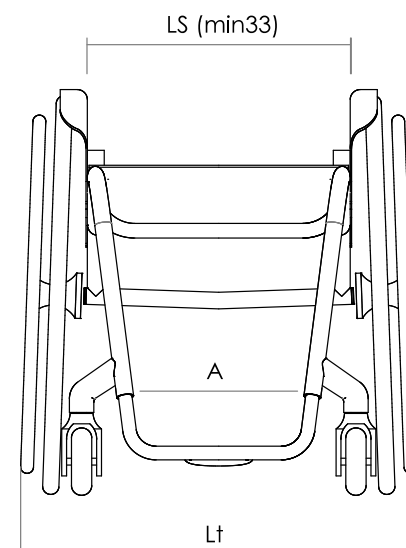
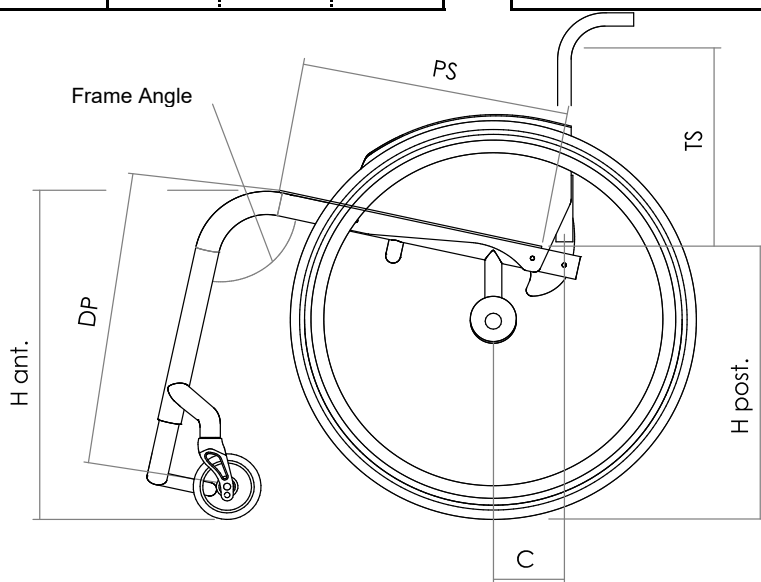
Date	Order	User	Address
------------	-------------	------------	---------------

1	A Footplate width		
DP \ LS	35÷39	40÷45	46÷50
33	21	20	19
36	24	23	22
39	26	25	24
42	29	28	27
45	32	31	30
48	35	34	33

2	Setting	C :
	Extremely prudential	7,5
	Prudential	9
	Standard	10,5
	Active	12
	Extreme	13,5

3	Lt Maximum width
Camber	
0°	LS + 18
2°	LS + 21
4°	LS + 24
8°	LS + 30
12°	LS + 36

Maximum width calculated including 3 cm. distance between tyre and handrim



<p>Wheelchair : Progeo JOKER ENERGY - Rev. 2024.1</p>	<p>Prices - VAT excluded to be added to the price list</p>	<p>Send this page only if any optional have been chosen</p> <p>☆ standard (supplied if no requests are indicated)</p> <p>□ on request (without extra charge)</p> <p>○ optional (cost to be added at the basic price)</p>
---	--	---

Date Order User Address

12" wheel - Motor 250W (750W maximum power)
14" wheel - Motor 1000W (1500W maximum power)

Color display with switcher
Maximum speed limit settable from display
5 speed levels selectable
10 display-selectable acceleration levels
Adaptive Cruise Control

Disc and electronic brake control lever
Motor brake (adjustable in 10 levels from the display)
Electronic brake with control bottom (adjustable in 10 levels from the display)
Power regain when braking

Error messages management from display (with error history)
Rear gear beeper
48V - 5.8 Ah battery Autonomy up to 25km
48V - 11.6 Ah Power plus battery Autonomy up to 50km
Battery charger 48V

Rear gear
USB port
Easle
Mudguard
Front spoiler with predisposition for FULL LED light

(Certified software)

☐ Mototronik

10979



Handlebar

☆ STANDARD controls

☆ Thumb accelerator

☐ Grip throttle

☐ Disc and electronic brake control lever

☆ Right
12592

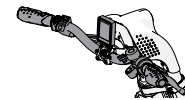
☐ Right
10913

☆ Right
12594

☐ Left
12593

☐ Left
10914

☐ Left
12595




☐ QUADRIPLÉGIC controls
Handlebar PUSH&PULL



10905

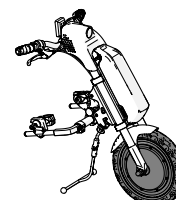
☆ MOTOTRONIK 12" wheel

Motor 250W (750W maximum power)
Maximum speed according to law



☐ MOTOTRONIK 14" wheel

Motor 1000W (1500W maximum power)
Maximum speed according to law



10903

Battery

☆ 48V - 5.8 Ah battery

Autonomy up to 25 km

☐ 48V - 11.6 Ah Power plus battery

Autonomy up to 50 km

10904

Date Order User Address

Accessories

- ☐ FULL LED light (high intensity)
Integrated in the spoiler



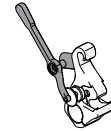
10908

- ☐ Handlebar extension
Adjustable from 15cm up to 23cm



10907

- ☐ Motor unit facilitated unlock lever
Recommended with handlebar for quadriplegic



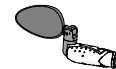
10915

- ☐ Additional FLY 48V - 2.9 Ah battery
Autonomy up to 15km
Approved for air transport

10906

- ☐ Rearview mirror

- ☐ Right
☐ Left



10909

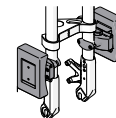
10909

- ☐ Basket (removable) - (with KLICKfix® attachment system)



10912

- ☐ Removable front weight - (with KLICKfix® attachment system)
(it increases the weight over the power wheel to improve traction)



10910

- ☐ Travel bag

10916

Note