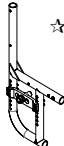


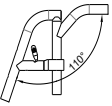
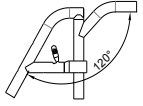
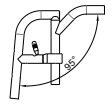
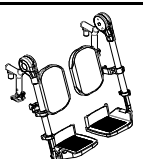


Date ..... User ..... End user wheight (kg) ..... Language user manual .....	Progeo (English) Company stamp Responsible .....	<b>CRASH TEST APPROVED</b>  <b>Folding frame wheelchair</b>
---	--	---

Wheelchair measures - The tolerance on all the dimensions indicated and/or required is $\pm 10$ mm	
Seat width (LS)	<input type="checkbox"/> 33 <input type="checkbox"/> 36 <input type="checkbox"/> 39 <input type="checkbox"/> 42 <input type="checkbox"/> 45 <input type="checkbox"/> 48
Seat depth (PS)	<input type="checkbox"/> 35 <input type="checkbox"/> 37,5 <input type="checkbox"/> 40 <input type="checkbox"/> 42,5 <input type="checkbox"/> 45 <input type="checkbox"/> 47,5
Footplate distance (DP)	..... (cm) $\pm 0.5$ cm - adjustment steps 1.5cm <small>(Real distance between seat and footplate) - IMPORTANT NOTICE! From the footplate to the floor minimum 4cm !! (Minimum Front height = DP + 4cm)</small>
Setting	<input checked="" type="checkbox"/> Standard <input type="checkbox"/> Prudential <input type="checkbox"/> Active <input type="checkbox"/> Extreme
Backrest Height (TS)	Std.Value 36 .....(min 30-max 54) adjustment steps 1.5cm
Crossbrace (black)	<input checked="" type="checkbox"/> Single <input type="checkbox"/> Double (Not seat width 33-36)
Front height ..... (STD 49) - Rear height ..... (STD 44)	

<b>SAFETY</b> <input type="checkbox"/> 4 points tie-down system rings <b>NOT AVAILABLE WITH: Aluminium frame DYNAMIC 2.0 - Titanium frame T MAX</b> The use of a headrest during transport is mandatory (installation must be carried out by the manufacturer)	 <div style="display: flex; justify-content: space-between; align-items: center;"> <span><b>CRASH TEST</b></span> <span><b>APPROVED</b></span> <span>08654</span> </div>
--	---

Rear frame	
Aluminium frame	<div style="display: flex; align-items: flex-start;">  <div> <input checked="" type="checkbox"/> Aluminium standard frame - Same colour of front frame             The real seat depth, from the front part of the seat cloth to the backrest tube will be 1 cm more than the declared one.            camber  <input checked="" type="checkbox"/> 0°   <input type="checkbox"/> 1,5°   <input type="checkbox"/> 3°         </div> </div>
Aluminium frame	<div style="display: flex; align-items: flex-start;">  <div> <input type="checkbox"/> Aluminium frame DYNAMIC 2.0 - (COLOUR: BLACK) <span style="float: right;">09955</span>             The real seat depth, from the front part of the seat cloth to the backrest tube will be 1,5 cm more than the declared one.  <b>With rake adjustable backrest (<math>\pm 9^\circ</math>)</b>  <b>Exclude the installation of : Brake handles for companion (Drum Brake) - 4 points tie-down system rings</b>            camber  <input checked="" type="checkbox"/> 0°   <input type="checkbox"/> 1,5°   <input type="checkbox"/> 2°   <input type="checkbox"/> 4°         </div> </div>
Titanium frame TMAX	<div style="display: flex; align-items: flex-start;">  <div> <b>Titanium frame T MAX</b> <span style="float: right;">03940</span>            The real seat depth, from the front part of the seat cloth to the backrest tube will be 1 cm more than the declared one.  <u><b>Brushed Titanium frame - not varnished</b></u>  <u><b>Weight reduction approx. 250gr</b></u>  <u><b>Exclude the installation of : 4 points tie-down system rings</b></u>             camber  <input checked="" type="checkbox"/> 0°   <input type="checkbox"/> 1,5°   <input type="checkbox"/> 3°         </div> </div>

<b>Front frame</b> <input type="checkbox"/> Short frame - Ideal with Seat depth (PS) 35 - 37,5  <input type="checkbox"/> Medium frame - Ideal with Seat depth (PS) 40 - 42,5  <input type="checkbox"/> Long frame - Ideal with Seat depth (PS) 45 - 47,5	Frame Angle	<div style="display: flex; justify-content: space-around;">    </div> <div style="display: flex; justify-content: space-around; margin-top: 5px;"> <span>★ 110°</span> <span><input type="checkbox"/> 120°</span> <span><input type="checkbox"/> 95°</span> </div>
<input type="checkbox"/> Elevating front frame, swing away and removable <b>Include calf supports and plastic footrest with heel band</b> (not available for seat width 33) Minimum footplate distance 25cm.		
		 <span style="float: right;">09730</span>

Frame colour		
<b>Frame colour (without extra charge)</b>		
<input checked="" type="checkbox"/> Opaque black <input type="checkbox"/> Pearl white	<input type="checkbox"/> Tekno anthracite <input type="checkbox"/> Matt Midnight blue	<input type="checkbox"/> Matt grey <input type="checkbox"/> Matt red
<b>Frame colour on request</b>		
<input type="checkbox"/> Bright silver <input type="checkbox"/> Bright blue	<input type="checkbox"/> Bright fuchsia <input type="checkbox"/> Bright lime	<input type="checkbox"/> Bright blue china <input type="checkbox"/> Bright red
		12579

<b>Backrest</b> <input checked="" type="checkbox"/> Adjustable velcro straps and padded transpiring upholstery
---

Date .....	Order .....	User .....	Address .....
------------	-------------	------------	---------------

<b>Handle tube</b>		
☆ Tubes with standard handle		
<input type="radio"/> Folding handles Not available with: Push handles for companion, Brake handles for companion (Drum Brake)	02958	

<b>Colour set: Includes rear wheel hub and rim, rear wheel plates and front forks</b>		
Only standard Progeo 22"/24" wheels have coloured hubs and rims		
☆ Black <input type="radio"/> Bright silver <input type="radio"/> Bright lime <input type="radio"/> Bright blue <input type="radio"/> Bright red <input type="radio"/> Bright fuchsia <input type="radio"/> Pearl white <input type="radio"/> Tekno anthracite <input type="radio"/> Matt Midnight blue <input type="radio"/> Matt grey <input type="radio"/> Matt red	22" 24" 25" 26" 22" 24" 22" 24" 22" 24" 22" 24" 22" 24" 22" 24" 22" 24" 22" 24" 22" 24" 22" 24" 22" 24"	                      00833 00833 00833 00833 00833 00833 00833 00833 00833 00833 00833 00833






<b>Casters</b>		
☆ 5" Soft <input type="checkbox"/> 4" Soft <input type="checkbox"/> 3" Sport <input type="checkbox"/> 6" Soft <input type="checkbox"/> 6" Pneumatic <input type="checkbox"/> 7" Soft <input type="radio"/> 3" Active Soft (wide) <input type="radio"/> 4" Active Sport (narrow) <input type="radio"/> 4" Active Soft (wide) <input type="radio"/> 5" Active Soft (wide) <input type="radio"/> 5" Pneumatic	                      <i>Lightest configuration</i> Not available with frame angle 95° Not available with frame angle 95° Not available with frame angle 95° (Aluminium alloy rim) (Aluminium alloy rim) (Aluminium alloy rim) (Aluminium alloy rim)	                      06824 01398 03943 07518 10844


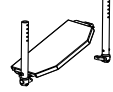
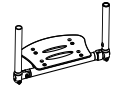
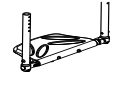
<b>Rear wheels</b>			
☆ 24" Ultra-light Progeo - Standard!			
<input type="checkbox"/> 22" Ultra-light Progeo - Standard!			
<input type="checkbox"/> 25" Ultra-light Progeo - Standard!		(colour: black)	
<input type="checkbox"/> 26" Progeo - Standard!		(colour: black)	
<input type="radio"/> 24" ULTRA-LIGHT PROGEO KEY SPORT		<i>Lightest configuration</i>	
<input type="radio"/> 24" Ultra-light "Spinergy LX"		04383	
<input type="radio"/> 24" Ultra-light "Spinergy LXL"		<input type="checkbox"/> Black hub and white spokes <input type="checkbox"/> Integrated aluminium/rubber handrim	<input type="checkbox"/> Hub and spokes black 07846
<input type="radio"/> 24" Ultra-light "Spinergy Flex rim"		02270	
<input type="radio"/> 25" Ultra-light "Spinergy LX"		02101	
<input type="radio"/> 25" Ultra-light "Spinergy LXL"		<input type="checkbox"/> Black hub and white spokes	07847
<input type="radio"/> 26" Ultra-light "Spinergy LX"		02102	
<input type="radio"/> 24" Off-road (aluminium handrim black)		01392	
<input type="radio"/> 22" with brake handles for companion (drum brake) (aluminium handrim)		03385	
Available only with camber 0° Not available with Frame Dynamic 2.0			
<input type="radio"/> 24" with brake handles for companion (drum brake) (aluminium handrim)		03384	
Available only with camber 0° Not available with Frame Dynamic 2.0			
<input type="radio"/> One arm drive - (24" rear wheels Aluminium handrim High pressure Tyre) - camber 0°			
<input type="radio"/> Right <input type="radio"/> Left			02103



<b>Rear wheel tyre</b>			
☆ High pressure tyre		(22"-24"-25"-26") <i>Lightest configuration</i>	
<input type="checkbox"/> High pressure profile tyre		(24")	
<input type="radio"/> Marathon Plus		(24"-25")	with anti-puncture protection 01669
<input type="radio"/> Anti-puncture - Colour Black		(24")	11083
Not available with Rear wheels : 24" ULTRA-LIGHT PROGEO KEY SPORT, 24" Ultra-light "Spinergy LXL"			
<input type="radio"/> Anti-puncture - Colour Grey		(22")	04181

Date .....	Order .....	User .....	Address .....
------------	-------------	------------	---------------

Handrim	Wheel distance ★ 3 cm	□ 4 cm	
★ Aluminium	(22"-24"-25"-26")	<i>Lightest configuration</i>	
○ Aluminium black SOFT-TOUCH	(24"-25")	(24" handrim, on 25" wheel is installed with spacers)	09170
○ Chromed Steel	(24"-25")	(24" handrim, on 25" wheel is installed with spacers)	01684
○ Titanium	(24"-25")	(24" handrim, on 25" wheel is installed with spacers)	00016
○ Ultra Grepp	(24"-25")	(24" handrim, on 25" wheel is installed with spacers)	00017
○ Max Grepp	(24"-25")	(24" handrim, on 25" wheel is installed with spacers)	00834
○ TOP FRICTION	(24"-25")	(24" handrim, on 25" wheel is installed with spacers)	11023
Oval countour with a rubber insert			
○ NOVA H	(24"-25")	(24" handrim, on 25" wheel is installed with spacers)	11025
Ergonomic black profile			
○ NOVA D	(24"-25")	(24" handrim, on 25" wheel is installed with spacers)	11026
Ergonomic profile with rubber coating (ideal for quadriplegics)			
○ SURGE LT	(25")	Oval countour with a rubber insert	06427
○ Quad	(24")		00693
○ Silicon cover for standard aluminium handrim		Available for measures (22"- 24" - 26")	04050

<b>Wheel locks</b>		
<input checked="" type="checkbox"/> Bent lever push to lock  <input type="checkbox"/> Straight lever push to lock <input type="checkbox"/> Straight lever pull to lock  <input type="checkbox"/> Sport brake  <input type="checkbox"/> Brake with extension lever push to lock <input type="checkbox"/> Brake with extension lever pull to lock	         	         06428         01949 03372


<b>Footplate (Not available with Elevating front frame, swing away and removable) - See reference tables N°3</b>		
<input checked="" type="checkbox"/> Plastic footrest, rake adjustable Not available with Elevating front frame, swing away and removable <b>Minimum footplate distance 27cm.</b> ★ 2/3 Internal    □ 2/3 External		11525
<input type="checkbox"/> One piece footplate - Flip-up! rake and depth adjustable Not available with Elevating front frame, swing away and removable <b>Minimum footplate distance 26cm.</b> □ Internal    ★ 2/3 Internal    □ External		11527
<input type="checkbox"/> <b>Minimum footplate distance 21cm. Available only with Multi-function and rotative system - 03945 ,00</b>		
<input type="checkbox"/> One piece aluminium footplate - Flip-up! rake and depth adjustable Not available with Elevating front frame, swing away and removable <b>Minimum footplate distance 26cm.</b> □ Internal    ★ 2/3 Internal    □ 2/3 External    □ External		11528
<input type="checkbox"/> One piece Carbon fibre footplate rake adjustable, swing away, flip-up. Not available with Elevating front frame, swing away and removable <b>Minimum footplate distance 26cm.</b> ★ Internal    □ External		03291

<b>Mudguard</b>		
<b>Mudguard - FIXED</b>		
<input checked="" type="checkbox"/> ★ ABS mudguard		
<input type="checkbox"/> ABS Straight sideguard		
<input type="checkbox"/> Carbon fibre mudguard		
<input type="checkbox"/> Carbon fibre Straight sideguard		
		
03946 08918		
<b>Mudguard - REMOVABLE</b>		
<input type="checkbox"/> Removable ABS mudguard		
<input type="checkbox"/> Removable ABS fibre straight sideguard		
<input type="checkbox"/> Removable carbon fibre mudguard		
<input type="checkbox"/> Removable Carbon fibre straight sideguard		
		
08921 08919 08920		

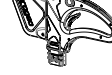

Date .....	Order .....	User .....	Address .....
------------	-------------	------------	---------------

## Armrests

*Tubular armrests with standard support combined with anti-tipper wheels exclude the possibility of installing the transit wheels.*

- |  |  |  |
|--|--|--|
| <input type="radio"/> Tubular armrests | (Swing away, removable and height adjustable armrest)<br><input type="radio"/> Standard Support (Not with frame Dynamic)<br><input type="radio"/> Steel support with safety locking system |  04828<br>00694 |
|--|--|--|



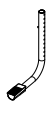
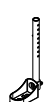
## Removable armrest with ABS mudguard

- |  |   |   |
|--|---|---|
| <input type="radio"/> Desk armrests PRO GEO                                  | (Removable and height adjustable)<br>Not available with Frame Dynamic 2.0 + camber 4° |  09956 |
| <input type="radio"/> Removable armrest with ABS straight sideguard          |   |  08881 |
| <input type="radio"/> Removable armrest with carbon-fiber straight sideguard |   | 08882   |

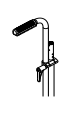


## Accessories

- |   |       |
|---|-------|
| <input type="radio"/> Pad for front frame protectors              | 07058 |
| <input type="radio"/> Backrest-seat connection cloth              | 10241 |
| <input type="radio"/> Removable storage bag (with quick coupling) | 09811 |

## Optional 1

- |   |  |  |
|---|--|--|
| <input type="radio"/> Transit wheels                |  |  00836            |
| <input type="radio"/> Anti-tipper with rapid hookup | (inside rotation to reduce the encumbrance)<br><input type="radio"/> Right<br><input type="radio"/> Left |  00023<br>00024  |
| <input type="radio"/> Tipping aid                   | <input type="radio"/> Right<br><input type="radio"/> Left  |  00025<br>01046 |
| <input type="radio"/> Crutches support              | <input type="radio"/> Right<br><input type="radio"/> Left  |  00838<br>00837 |

## Optional 2

- |   |   |  |
|---|---|--|
| <input type="radio"/> Tetraclip   | (Quick release axle for quadriplegic)                     | 03947  |
| <input type="radio"/> Rear wheels plate extension<br><input type="radio"/> Handybike adaptor  | (Not with frame Dynamic 2.0)                              | 01950<br>00506   |
| <input type="radio"/> Push handles for companion  | (Removable and height adjustable)                         |  01048          |
| <input type="radio"/> Harness<br><input type="radio"/> Safety pelvic belt   |   | 04103<br>03972   |
| <input type="radio"/> Tray table (removable)  |   | 00508  |
| <input type="radio"/> Lumbar support  | (to insert in the backrest upholstery)                    | 00013  |
| <input type="radio"/> Super Head rest   | (Folding with the wheelchair)                             |  04049          |
| <input type="radio"/> Swing away lateral support<br>Not available with Posture backrest PHYSIO  | <input type="radio"/> Right<br><input type="radio"/> Left |  02097<br>02098 |
| <input type="radio"/> Spoke guards Black<br><input type="radio"/> Spoke guards Transparent<br><input type="radio"/> Spoke guards Progeo design<br><input type="radio"/> Spoke guards Dragon | (22"-24")<br>(22"-24")<br>(22"-24")<br>(22"-24")          | 01043<br>00835<br>00019<br>02106   |

## Additional Kit

- |  |  |       |
|--|--|-------|
| <input type="radio"/> 24" Off-road rear wheels | Off-Road tyre - aluminium handrim (black colour) | 03378 |
| <input type="radio"/> 24" FAT rear wheels      | FAT tyre 3" - aluminium handrim (black colour)   | 09357 |





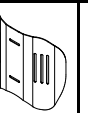

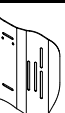


Date ..... Order ..... User ..... Address .....


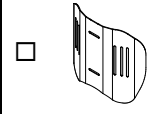
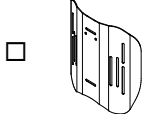

**PHYSIO - Posture backrest**  
(Std. Backrest upholstery not provided)

Removable with quick release  
Suitable for tubes with diameter 18÷26mm  
Depth adjustment (4cm)  
Angle adjustment (±18°)

- ☐ **AIR** Carbon shell  
not available for seat width 48

BACKREST HEIGHT		28		34		40	
Shell's shape		Lateral retaining wing A=high - R=regular					
<div>7,5 cm</div> 	A	R	A	R	A	R	
							
	<input type="checkbox"/>	<input type="checkbox"/>	<input type="checkbox"/>	<input type="checkbox"/>	<input type="checkbox"/>	<input type="checkbox"/>	

- ☐ **POSTURE** Aluminum shell

BACKREST HEIGHT	34	40	52
Shell's shape	Lateral retaining wing R=regular		
	R	R	R
			
	<input type="checkbox"/>	<input type="checkbox"/>	<input type="checkbox"/>

**Configuration DEEP with side support PAD (height adjustable)**

- ☐ Aluminum lateral with padded, breathable upholstery.



Small (h 13cm)



☐ Right  
10272



☐ Left  
10272

Large (h 20cm)



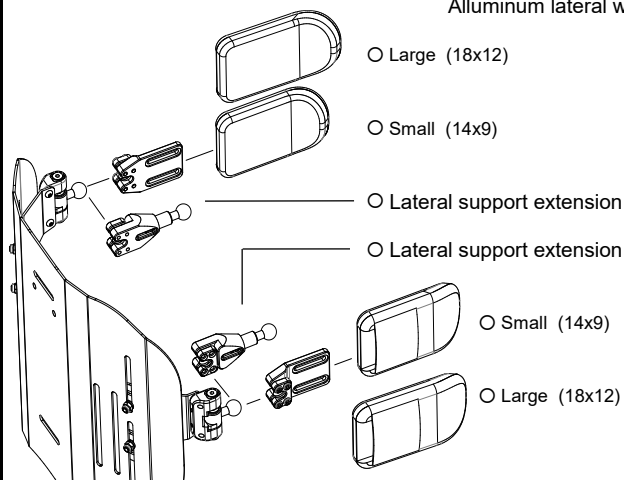
☐ Right  
10273



☐ Left  
10273

**SWING AWAY - Lateral support**

Fixing and adjustment hardware complete with protection sleeve  
Aluminum lateral with padded, breathable upholstery.



☐ Large (18x12)

05647

☐ Small (14x9)

05643

☐ Lateral support extension

Quantity (number pcs).....

10271

☐ Lateral support extension

Quantity (number pcs).....

☐ Small (14x9)

05642

☐ Large (18x12)

05646

- ☐ Headrest adjustable - Double ball mounting system  
Available only with backrest Physio Posture

☐ Large (34x14)  
☐ Small (28x14)



05648





Date .....	Order .....	User .....	Address .....
------------	-------------	------------	---------------

Note

Wheelchair : Progeo EXELLE VARIO - Rev. 2024.1	Prices - VAT excluded to be added to the price list	Send this page only if any optional have been chosen	
		☆	standard (supplied if no requests are indicated)
		□	on request (without extra charge)
		○	optional (cost to be added at the basic price)

## REFERENCE TABLES

1	Front height	
With closed frame (95°) max 5" caster		
Casters	Front height	
	min.	max
3"	41	52
4"	42	53
5"	44	54
6"	48	55
7"	50	56
The size of the fork will be defined only by Progeo in accordance with wheelchair final configuration.		

2		Rear height			
Rear frame		Rear wheels			
		22"	24"	25"	26"
STANDARD	Straight plate 	min. 37  max 45	min. 39  max 47	min. 40  max 48	min. 41  max 49
	Shaped plate 	min. 36  max 49	min. 38  max 51	min. 39  max 52	min. 40  max 53
	Rear wheels plate extension  	min. 37  min. 39  max 46	min. 39  min. 41  max 48	min. 40  min. 43  max 50	min. 41  min. 44  max 51
		min. 36  max 49	min. 38  max 51	min. 39  max 52	min. 40  max 53

3	Footplate option	Frame Angle 110°	Footplate distance Frame Angle 120°	Frame Angle 95°
	Plastic footrest	min. 27	min. 27	min. 27
	One piece footplate - Flip-up!	min. 24	min. 26	min. 24
	One piece footplate - Flip-up! , with multifunction rotative system	min. 19	min. 21	min. 19
	One piece aluminium footplate - Flip-up!	min. 24	min. 26	min. 24
	One piece Carbon fibre footplate	min. 24	min. 26	min. 24
Calculated with the best configuration and with the footplates positioned on inside.				
IMPORTANT NOTICE! From the footplate to the floor minimum 4cm !! (Minimum Front height = DP + 4cm)				

4	Rear wheels	
	Model	Features
	22" Ultra-light Progeo - Standard!	(not available in anthracite color)
	24" Ultra-light Progeo - Standard!	(available for all colors)
	24" ULTRA-LIGHT PROGEO KEY SPORT	(silver hub, black rim and 16 spokes)
	24" Ultra-light "Spinergy LX"	(silver hub, black rim and spokes)
	24" Ultra-light "Spinergy LXL"	(black hub and rim, 18 white spokes) - (black hub, rim and 18 spokes)
	24" Ultra-light "Spinergy Flex rim"	(silver hub, black rim and spokes) - (integrated aluminium/rubber handrim - encumbrance reduction up to 3cm. - all tyre)
	24" Off-road	(colour: black) - (aluminium handrim - tyre Off-road)
	25" Ultra-light "Spinergy LX"	(silver hub, black rim and spokes)
	25" Ultra-light "Spinergy LXL"	(black hub and rim, 18 white spokes)
	26" Progeo - Standard!	(colour: black)
	26" Ultra-light "Spinergy LX"	(silver hub, black rim and 18 spokes)

Date ..... Order ..... User ..... Address .....

12" wheel - Motor 250W (750W maximum power)  
14" wheel - Motor 1000W (1500W maximum power)

Color display with switcher  
Maximum speed limit settable from display  
5 speed levels selectable  
10 display-selectable acceleration levels  
Adaptive Cruise Control  
  
Disc and electronic brake control lever  
Motor brake (adjustable in 10 levels from the display)  
Electronic brake with control bottom (adjustable in 10 levels from the display)  
Power regain when braking  
  
Error messages management from display (with error history)  
Rear gear beeper  
48V - 5.8 Ah battery Autonomy up to 25km  
48V - 11.6 Ah Power plus battery Autonomy up to 50km  
Battery charger 48V  
  
Rear gear  
USB port  
Easle  
Mudguard  
Front spoiler with predisposition for FULL LED light

**(Certified software)**

☐ Mototronik

10979



#### Handlebar

☆ STANDARD controls

☆ Thumb accelerator

☐ Grip throttle

☐ Disc and electronic brake control lever

☆ Right  
12592

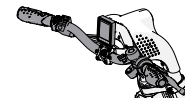
☐ Right  
10913

☆ Right  
12594

☐ Left  
12593

☐ Left  
10914

☐ Left  
12595




☐ QUADRIPLLEGIC controls  
Handlebar PUSH&PULL



10905


☆ MOTOTRONIK 12" wheel

Motor 250W (750W maximum power)  
Maximum speed according to law



☐ MOTOTRONIK 14" wheel

Motor 1000W (1500W maximum power)  
Maximum speed according to law



10903

#### Battery

☆ 48V - 5.8 Ah battery

Autonomy up to 25 km

☐ 48V - 11.6 Ah Power plus battery

Autonomy up to 50 km

10904

Date ..... Order ..... User ..... Address .....

## Accessories

- ☐ FULL LED light (high intensity)  
Integrated in the spoiler



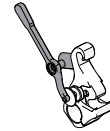
10908

- ☐ Handlebar extension  
Adjustable from 15cm up to 23cm



10907

- ☐ Motor unit facilitated unlock lever  
Recommended with handlebar for quadriplegic



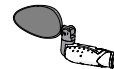
10915

- ☐ Additional FLY 48V - 2.9 Ah battery  
Autonomy up to 15km  
Approved for air transport

10906

- ☐ Rearview mirror

- ☐ Right  
☐ Left



10909

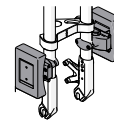
10909

- ☐ Basket (removable) - (with KLICKfix® attachment system)



10912

- ☐ Removable front weight - (with KLICKfix® attachment system)  
(it increases the weight over the power wheel to improve traction)



10910

- ☐ Travel bag

10916

## Note

Wheelchair : Progeo EXELLE VARIO - Rev. 2024.1

Prices - VAT excluded  
to be added to the price list

Send this page only if any optional have been chosen

☆	standard	(supplied if no requests are indicated)
□	on request	(without extra charge)
○	optional	(cost to be added at the basic price)