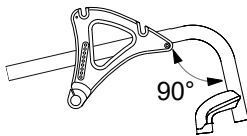
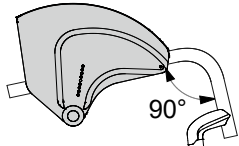




| | | |
|---|---|-------------------------------|
| Date User End user wheight (kg) Language user manual | Progeo (English) Company stamp Responsible | Rigid frame wheelchair |
|---|---|-------------------------------|

| | | | | | | | |
|--|---|-------------------------------|-----------------------------|-------------------------------|-----------------------------|-------------------------------|-----------------------------|
| Wheelchair measures - The tolerance on all the dimensions indicated and/or required is ± 10 mm | | | | | | | |
| Seat width (LS) | <input type="checkbox"/> 33 | <input type="checkbox"/> 36 | <input type="checkbox"/> 39 | <input type="checkbox"/> 42 | <input type="checkbox"/> 45 | <input type="checkbox"/> 48 | |
| Seat depth (PS) | <input type="checkbox"/> 35 | <input type="checkbox"/> 37,5 | <input type="checkbox"/> 40 | <input type="checkbox"/> 42,5 | <input type="checkbox"/> 45 | <input type="checkbox"/> 47,5 | <input type="checkbox"/> 50 |
| The real seat depth, from the front part of the seat cloth to the backrest tube will be 1,5 cm more than the declared one. | | | | | | | |
| Footplate distance (DP) | (cm) ± 0.5 cm - adjustment steps 1.5cm (Real distance between seat and footplate) - IMPORTANT NOTICE! From the footplate to the floor minimum 4cm !! (Minimum Front height = DP + 4cm) | | | | | | |
| Setting | <input checked="" type="checkbox"/> Standard <input type="checkbox"/> Prudential <input type="checkbox"/> Active <input type="checkbox"/> Extreme | | | | | | |
| Backrest Height (TS) | Std.Value 33,5(min 26-max 47) adjustment steps 1.5cm | | | | | | |
| camber | <input checked="" type="checkbox"/> 0° <input type="checkbox"/> 2° <input type="checkbox"/> 4° | | | | | | |

| | |
|--|---|
| Carbon fibre frame - Front fork support integrated Opaque transparent painting | |
| <input checked="" type="checkbox"/> Alluminum rear adjustment plate | |
|  | <input checked="" type="checkbox"/> Removable mudguard ABS <input type="checkbox"/> Removable ABS fibre straight sideguard <input type="checkbox"/> Removable carbon fibre mudguard <input type="checkbox"/> Removable Carbon fibre straight sideguard |
| | 03946 08918 |
| <input type="checkbox"/> FULL CARBON rear adjustment plate with integrated sideguard - Polished transparent paining <i>Lightest configuration</i> | |
|  | <input checked="" type="checkbox"/> Version mudguard (Available only with rear wheels 24") <input type="checkbox"/> Version straight sideguard |
| | 07646 |

Front height - Tick the box with the required height
 The possible difference in height between HIGH frame and LOW frame is 3cm (with same fork, caster and assembly hole).

| |  SPORT fork (H95) |  Small size fork (H115) |
|--|---|---|
| LOW FRAME 90° Front height (min 44,5 - max 50) Footplate distance (min 36) | Casters 3" <input type="checkbox"/> ~45 <input type="checkbox"/> ~46 4" <input type="checkbox"/> ~46 <input type="checkbox"/> ~47 5" <input type="checkbox"/> ~48,5 | Casters 3" <input type="checkbox"/> ~45,5 <input type="checkbox"/> ~47 4" <input type="checkbox"/> ~46,5 <input type="checkbox"/> ~48 <input type="checkbox"/> ~49 5" <input type="checkbox"/> ~49 <input type="checkbox"/> ~50 |
| HIGH FRAME 90° Front height (min 47,5 - max 53) Footplate distance (min 39) | Casters 3" <input type="checkbox"/> ~48 <input type="checkbox"/> ~49 4" <input type="checkbox"/> ~49 <input type="checkbox"/> ~50 5" <input type="checkbox"/> ~51,5 | Casters 3" <input type="checkbox"/> ~48,5 <input type="checkbox"/> ~50 4" <input type="checkbox"/> ~49,5 <input type="checkbox"/> ~51 <input type="checkbox"/> ~52 5" <input type="checkbox"/> ~52 <input type="checkbox"/> ~53 |

The real front-seat height could be slightly different from the chosen one considering it is affected by seat depth and rear seat height.

Rear height The difference between Font Height and Rear Height must be in the 3 - 12 cm range.

Rear wheels 22" (min 36 - max 44)
 Rear wheels 24" (min 38 - max 46)
 Rear wheels 25" (min 39 - max 47)
 Rear wheels 26" (min 41 - max 48)

Date Order User Address

Footplate

☆ Aluminium footplate, rake adjustable

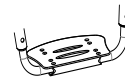
☆ Internal ☐ 2/3 Internal ☐ External ☐ 2/3 External



11523

☐ Aluminium footplate EVOLUTION - rake and depth adjustable

☆ Internal ☐ 2/3 Internal ☐ External ☐ 2/3 External



07649

☐ One piece Carbon fibre footplate, rake adjustable

☆ Internal ☐ External



03346

Seat

☆ Seat cloth with pocket (under seat)

☐ Seat with tension straps

08883

☐ Carbon rigid seat

08336

☐ Pocket (under seat) [25x11x4,5]

08281

Rear wheels axle

☆ Aluminum rear wheels axle

☐ Carbon fiber rear wheels axle

Lightest configuration

07647

Backrest adjustment and fixing system

☆ Backrest with double locking (upright and folded)
with rake adjustable from -4° to +16°

☐ Backrest with upright locking system ONLY (no locking when folded)
with rake adjustable from -4° to +16°

☐ Fixed back(non-folding back)
with rake adjustable from -4° to +16°

Backrest

☆ Adjustable velcro straps and padded transpiring upholstery

☆ Aluminium backrest



☐ Titanium backrest



06811

☐ Carbon fibre backrest



04389

☐ **AIR** Integrated posture backrest (NOT REMOVABLE)
Carbon shell - Lateral retaining 7,5cm
Depth adjustment ±1cm. - Angle adjustment ±10°
not available for seat width 48

| H 28 | H 34 | H 40 | | | |
|---|--------------------------------|--------------------------------|--------------------------|--------------------------|--------------------------|
| Backrest Height (TS) min 34 | Backrest Height (TS) min 38 | Backrest Height (TS) min 44 | | | |
| (.....) | (.....) | (.....) | | | |
| Lateral retaining wing A=high - R=regular | | | | | |
| A | R | A | R | A | R |
| | | | | | |
| <input type="checkbox"/> | <input type="checkbox"/> | <input type="checkbox"/> | <input type="checkbox"/> | <input type="checkbox"/> | <input type="checkbox"/> |

Installation on:

☆ Backrest tubes

☐ Aluminium backrest



☐ Titanium backrest



06811

☐ Carbon fibre backrest



04389

Date Order User Address

Handle tube

★ Tubes with standard handle

☐ Tubes with short handle

☐ SPORT tubes Without push handles

☐ Carbon fibre tubes with short handle

Lightest configuration

04390

Not available with: Posture backrest PHYSIO - Posture backrest A I R

☐ Folding handles

Minimum backrest height 30,5cm



02958

Casters

★ 4" Soft

☐ 3" Sport

Lightest configuration

☐ 5" Soft

☐ 3" Active Soft (wide)

(Aluminium alloy rim)

06824

☐ 4" Active Sport (narrow)

(Aluminium alloy rim)

01398

☐ 4" Active Soft (wide)

(Aluminium alloy rim)

03943

☐ 5" Active Soft (wide)

(Aluminium alloy rim)

07518

☐ 5" Pneumatic

10844

Colour set: includes rear wheel hub and rim and front forks

Only standard Progeo 22"/24" wheels have coloured hubs and rims

★ Black

22" 24" 25" 26"

☐ Bright silver

22" 24"

00833

☐ Bright lime

22" 24"

00833

☐ Bright blue

22" 24"

00833

☐ Bright red

22" 24"

00833

☐ Bright fuchsia

22" 24"

00833

☐ Pearl white

22" 24"

00833

☐ Tekno anthracite

22" 24"

00833

☐ Matt Midnight blue

22" 24"

00833

☐ Matt grey

22" 24"

00833

☐ Matt red

22" 24"

00833

Rear wheels

★ 24" Ultra-light Progeo - Standard!

☐ 22" Ultra-light Progeo - Standard!

☐ 25" Ultra-light Progeo - Standard!

(colour: black)

☐ 26" Progeo - Standard!

(colour: black)

☐ 24" ULTRA-LIGHT PROGEO KEY SPORT

Lightest configuration

04383

☐ 24" Ultra-light "Spinergy LX"

01685

☐ 24" Ultra-light "Spinergy XL"

☐ Black hub and white spokes

☐ Hub and spokes black

07846

☐ 24" Ultra-light "Spinergy Flex rim"

Integrated aluminium/rubber handrim

02270

☐ 25" Ultra-light "Spinergy LX"

02101

☐ 25" Ultra-light "Spinergy XL"

☐ Black hub and white spokes

07847

☐ 26" Ultra-light "Spinergy LX"

02102

☐ 24" Off-road (aluminium handrim black)

01392

Rear wheel tyre

★ High pressure tyre

(22"-24"-25"-26")

Lightest configuration

☐ High pressure profile tyre

(24")

☐ Marathon Plus

(24"-25")

with anti-puncture protection

01669

☐ Anti-puncture - Colour Grey

(22")

04181

☐ Anti-puncture - Colour Black

(24")

11083

Not available with Rear wheels : 24" ULTRA-LIGHT PROGEO KEY SPORT, 24" Ultra-light "Spinergy XL"

Handrim

Wheel distance ★ 3 cm

☐ 4 cm

★ Aluminium

(22"-24"-25"-26")

Lightest configuration

☐ Aluminium black SOFT-TOUCH

(24"-25")

(24" handrim, on 25" wheel is installed with spacers)

09170

☐ Chromed Steel

(24"-25")

(24" handrim, on 25" wheel is installed with spacers)

01684

☐ Titanium

(24"-25")

(24" handrim, on 25" wheel is installed with spacers)

00016

☐ Ultra Grepp

(24"-25")

(24" handrim, on 25" wheel is installed with spacers)

00017

☐ Max Grepp

(24"-25")

(24" handrim, on 25" wheel is installed with spacers)

00834

☐ TOP FRICTION

(24"-25")

(24" handrim, on 25" wheel is installed with spacers)

11023

Oval countour with a rubber insert

☐ NOVA H

(24"-25")

(24" handrim, on 25" wheel is installed with spacers)

11025

Ergonomic black profile

☐ NOVA D

(24"-25")

(24" handrim, on 25" wheel is installed with spacers)

11026

Ergonomic profile with rubber coating (ideal for quadriplegics)

☐ SURGE LT

(25")

Oval countour with a rubber insert

06427

☐ Quad (24")

(24")

00693

☐ Silicon cover for standard aluminium handrim

Available for measures (22"- 24" - 26")

04050

Date Order User Address

Wheel locks

☆ Bent lever push to lock

- ☐ Straight lever push to lock
☐ Straight lever pull to lock

☐ Sport brake

Lightest configuration

- ☐ Brake with extension lever push to lock
☐ Brake with extension lever pull to lock



06428

01949
03372

Armrests

Tubular armrests

(Swing away, removable and height adjustable armrest)



00694

Accessories

- ☐ Pad for front frame protectors
☐ Backrest-seat connection cloth
☐ Removable storage bag (with quick coupling)

07058
10241
09811

Optional 1

Only one optional devices for side can be chosen

☐ Transit wheels

Exclude the installation of Anti-tippers



03290

☐ Anti-tipper BASE

Exclude the installation of Transit wheels

- ☐ Right
☐ Left

06819
06820

☐ Anti-tipper with rapid hookup
 (inside rotation to reduce the encumbrance)

Exclude the installation of Transit wheels

- ☐ Right
☐ Left



06821
06822

Optional 2

☐ Push handles for companion

(Removable and height adjustable)



03645

☐ Tetraclip

(Quick release axle for quadriplegic)

03947

☐ Safety pelvic belt
☐ Harness

03972
04103

☐ Lumbar support

(to insert in the backrest upholstery)

00013

☐ Swing away lateral support

Not available with: Posture backrest PHYSIO - Posture backrest A I R

- ☐ Right
☐ Left



02097
02098

- ☐ Spoke guards Black
☐ Spoke guards Transparent
☐ Spoke guards Progeo design
☐ Spoke guards Dragon

(22"-24")
 (22"-24")
 (22"-24")
 (22"-24")

01043
00835
00019
02106

Additional Kit

- ☐ 24" Off-road rear wheels
☐ 24" FAT rear wheels

Off-Road tyre - aluminium handrim (black colour)
 FAT tyre 3" - aluminium handrim (black colour)

03378
09357








Date Order User Address

PHYSIO - Posture backrest





(Std. Backrest upholstery not provided)

Removable with quick release
Suitable for tubes with diameter 18÷26mm
Depth adjustment (4cm)
Angle adjustment ($\pm 18^\circ$)

- ☐ **AIR** Carbon shell
not available for seat width 48

| BACKREST HEIGHT | | 28 | | 34 | | 40 | |
|---|---|--|---|---|---|---|--|
| Shell's shape | | Lateral retaining wing A=high - R=regular | | | | | |
| <div>7.5 cm</div>  | A | R | A | R | A | R | |
| |  |  |  |  |  |  | |
| | <input type="checkbox"/> | <input type="checkbox"/> | <input type="checkbox"/> | <input type="checkbox"/> | <input type="checkbox"/> | <input type="checkbox"/> | |
| | | | | | | | |

- ☐ **POSTURE** Aluminum shell

| BACKREST HEIGHT | 34 | 40 | 52 |
|--|---|---|---|
| Shell's shape | Lateral retaining wing R=regular | | |
| | R | R | R |
| 7,5 cm  |  |  |  |
| | <input type="checkbox"/> | <input type="checkbox"/> | <input type="checkbox"/> |

Configuration DEEP with side support PAD (height adjustable)

- ☐ Aluminum lateral with padded, breathable upholstery.



Small (h 13cm)



☐ Right
10272



☐ Left
10272

Large (h 20cm)



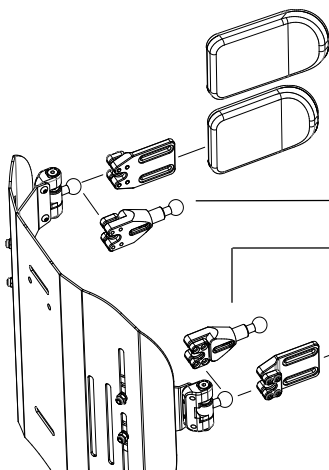
☐ Right
10273



☐ Left
10273

SWING AWAY - Lateral support

Fixing and adjustment hardware complete with protection sleeve
Aluminum lateral with padded, breathable upholstery.



- ☐ Large (18x12)

05647

- ☐ Small (14x9)

05643

- ☐ Lateral support extension

Quantity (number pcs).....

10271

- ☐ Lateral support extension

Quantity (number pcs).....

- ☐ Small (14x9)

05642

- ☐ Large (18x12)

05646

- ☐ Headrest adjustable - Double ball mounting system

Available only with backrest Physio Posture



- ☐ Large (34x14)
☐ Small (28x14)

05648

| | | | |
|------------|-------------|------------|---------------|
| Date | Order | User | Address |
|------------|-------------|------------|---------------|

Note

| | | | |
|--|--|--|---|
| Wheelchair : Progeo JOKER CARBON - Rev. 2024.1 | Prices - VAT excluded to be added to the price list | Send this page only if any optional have been chosen | |
| | | ☆ standard | (supplied if no requests are indicated) |
| | | □ on request | (without extra charge) |
| | | ○ optional | (cost to be added at the basic price) |

Date Order User Address

12" wheel - Motor 250W (750W maximum power)
14" wheel - Motor 1000W (1500W maximum power)

Color display with switcher
Maximum speed limit settable from display
5 speed levels selectable
10 display-selectable acceleration levels
Adaptive Cruise Control

Disc and electronic brake control lever
Motor brake (adjustable in 10 levels from the display)
Electronic brake with control bottom (adjustable in 10 levels from the display)
Power regain when braking

Error messages management from display (with error history)
Rear gear beeper
48V - 5.8 Ah battery Autonomy up to 25km
48V - 11.6 Ah Power plus battery Autonomy up to 50km
Battery charger 48V

Rear gear
USB port
Easle
Mudguard
Front spoiler with predisposition for FULL LED light

(Certified software)

☐ Mototronik

10979



Handlebar

☆ STANDARD controls

☆ Thumb accelerator

☐ Grip throttle

☐ Disc and electronic brake control lever

☆ Right
12592

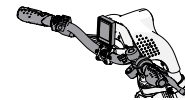
☐ Right
10913

☆ Right
12594

☐ Left
12593

☐ Left
10914

☐ Left
12595




☐ QUADRIPLÉGIC controls
Handlebar PUSH&PULL



10905


☆ MOTOTRONIK 12" wheel

Motor 250W (750W maximum power)
Maximum speed according to law



☐ MOTOTRONIK 14" wheel

Motor 1000W (1500W maximum power)
Maximum speed according to law



10903

Battery

☆ 48V - 5.8 Ah battery

Autonomy up to 25 km

☐ 48V - 11.6 Ah Power plus battery

Autonomy up to 50 km

10904

Date Order User Address

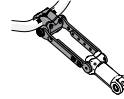
Accessories

- ☐ FULL LED light (high intensity)
Integrated in the spoiler



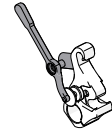
10908

- ☐ Handlebar extension
Adjustable from 15cm up to 23cm



10907

- ☐ Motor unit facilitated unlock lever
Recommended with handlebar for quadriplegic



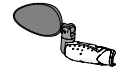
10915

- ☐ Additional FLY 48V - 2.9 Ah battery
Autonomy up to 15km
Approved for air transport

10906

- ☐ Rearview mirror

- ☐ Right
☐ Left



10909

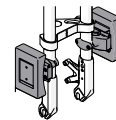
10909

- ☐ Basket (removable) - (with KLICKfix® attachment system)



10912

- ☐ Removable front weight - (with KLICKfix® attachment system)
(it increases the weight over the power wheel to improve traction)



10910

- ☐ Travel bag

10916

Note

Wheelchair : Progeo JOKER CARBON - Rev. 2024.1

Prices - VAT excluded
to be added to the price list

Send this page only if any optional have been chosen

| | | |
|---|------------|---|
| ☆ | standard | (supplied if no requests are indicated) |
| □ | on request | (without extra charge) |
| ○ | optional | (cost to be added at the basic price) |