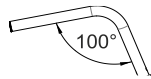
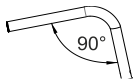
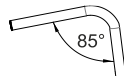



Date ..... User ..... End user wheight (kg) ..... Language user manual .....	<b>Progeo (English)</b> Company stamp Responsible .....	<b>Folding frame wheelchair</b>
---	---	---------------------------------

<b>Wheelchair measures - The tolerance on all the dimensions indicated and/or required is <math>\pm 10</math> mm</b>						
Seat width (LS)	<input type="checkbox"/> 33	<input type="checkbox"/> 36	<input type="checkbox"/> 39	<input type="checkbox"/> 42	<input type="checkbox"/> 45	<input type="checkbox"/> 48
The seat width is measured from the outer sides of the frame, while the distance between the two side guards is 1 cm wider.						
Seat depth (PS)	<input type="checkbox"/> 35	<input type="checkbox"/> 37,5	<input type="checkbox"/> 40	<input type="checkbox"/> 42,5	<input type="checkbox"/> 45	<input type="checkbox"/> 47,5
The real seat depth, from the front part of the seat cloth to the backrest tube will be 1,5 cm more than the declared one.						
Footplate distance (DP)	..... (cm) $\pm 0.5$ cm - adjustment steps 1.5cm					
<b>(Real distance between seat and footplate) - IMPORTANT NOTICE! From the footplate to the floor minimum 4cm !! (Minimum Front height = DP + 4cm)</b>						
Setting	<input checked="" type="checkbox"/> Standard <input type="checkbox"/> Prudential <input type="checkbox"/> Active					
Backrest Height (TS)	Std.Value 33,5 .....(min 26-max 47) adjustment steps 1.5cm					
camber	<input checked="" type="checkbox"/> 0° <input type="checkbox"/> 2°					
Front height STD 49	.....					
Rear height STD 42	.....					

<b>Front frame</b>	
<input checked="" type="checkbox"/> Aluminium standard frame  <div style="display: flex; justify-content: space-around; align-items: center;"> <div style="text-align: center;">   <input checked="" type="checkbox"/> </div> <div style="text-align: center;">   <input type="checkbox"/>              (max 5" caster)           </div> <div style="text-align: center;">   <input type="checkbox"/>              (max 4" caster)           </div> </div>	<b>Colour aluminium frame</b> <input checked="" type="checkbox"/> Bright silver  <input type="checkbox"/> Polished black <input type="checkbox"/> Opaque black <input type="checkbox"/> Bright blue <input type="checkbox"/> Bright fuchsia <input type="checkbox"/> Bright red <input type="checkbox"/> Bright lime <input type="checkbox"/> Bright blue china <input type="checkbox"/> Pearl white

<b>Backrest</b> <input checked="" type="checkbox"/> Adjustable velcro straps and padded transpiring upholstery
---

<b>Handle tube</b> <input checked="" type="checkbox"/> Tubes with short handle  <input type="checkbox"/> SPORT tubes Without push handles (Lightest configuration)  <input type="checkbox"/> Folding handles Not available with: Push handles for companion	 02958
---	--

<b>Casters</b>		
<input checked="" type="checkbox"/> 4" Soft		
<input type="checkbox"/> 3" Sport (Lightest configuration) <input type="checkbox"/> 5" Soft <input type="checkbox"/> 6" Soft (Available only with 100° angle) <input type="checkbox"/> 6" Pneumatic (Available only with 100° angle)		
<input type="checkbox"/> 3" Active Soft (wide) <input type="checkbox"/> 4" Active Sport (narrow) <input type="checkbox"/> 4" Active Soft (wide) <input type="checkbox"/> 5" Active Soft (wide) <input type="checkbox"/> 5" Pneumatic	(Aluminium alloy rim) (Aluminium alloy rim) (Aluminium alloy rim) (Aluminium alloy rim)	06824 01398 03943 07518 10844

<b>Support front fork</b>	
<input checked="" type="checkbox"/> Standard support front fork  <input type="checkbox"/> Front fork support V Design 2.0 Exclude the installation of : Quick release front forks	

Date .....	Order .....	User .....	Address .....
------------	-------------	------------	---------------

Special Options	
<input type="checkbox"/> Rear wheels plate extension	01950
<input type="checkbox"/> lockingband/strip to close/fold the wheelchair	06833
<input type="checkbox"/> Drawstring to unlock the back with a singleaction	06834

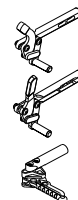
Colour set: Rear wheels and forks - To be matched only with: Rear wheels Ultra-light Progeo - Standard! (22 - 24)	
☆ Black	22" 24" 25" 26"
<input type="checkbox"/> Bright silver	22" 24" 00833
<input type="checkbox"/> Bright fuchsia	22" 24" 00833
<input type="checkbox"/> Bright blue	22" 24" 00833
<input type="checkbox"/> Bright red	22" 24" 00833
<input type="checkbox"/> Bright lime	22" 24" 00833
<input type="checkbox"/> Pearl white	22" 24" 00833

Rear wheels	
☆ 24" Ultra-light Progeo - Standard!	
<input type="checkbox"/> 22" Ultra-light Progeo - Standard!	
<input type="checkbox"/> 25" Ultra-light Progeo - Standard!	
<input type="checkbox"/> 26" Progeo - Standard!	(colour: black)
<input type="checkbox"/> 24" ULTRA-LIGHT PROGEO KEY SPORT	(Lightest configuration)
<input type="checkbox"/> 24" Ultra-light "Spinergy LX"	
<input type="checkbox"/> 24" Ultra-light "Spinergy LXL"	<input type="checkbox"/> Black hub and white spokes <input type="checkbox"/> Hub and spokes black
<input type="checkbox"/> 24" Ultra-light "Spinergy Flex rim"	Integrated aluminium/rubber handrim
<input type="checkbox"/> 25" Ultra-light "Spinergy LX"	
<input type="checkbox"/> 25" Ultra-light "Spinergy LXL"	<input type="checkbox"/> Black hub and white spokes
<input type="checkbox"/> 26" Ultra-light "Spinergy LX"	
<input type="checkbox"/> 24" Off-road (aluminium handrim black)	

Rear wheel tyre	
☆ High pressure tyre	(22"-24"-25"-26") (Lightest configuration)
<input type="checkbox"/> High pressure profile tyre	(24")
<input type="checkbox"/> Marathon Plus	(24"-25") with anti-puncture protection
<input type="checkbox"/> Anti-puncture - Colour Black	(24")
Not available with Rear wheels : 24" ULTRA-LIGHT PROGEO KEY SPORT, 24" Ultra-light "Spinergy LXL"	
<input type="checkbox"/> Anti-puncture - Colour Grey	(22")

Handrim		Wheel distance ☆ 3 cm □ 4 cm
☆ Aluminium	(22"-24"-25"-26")	(Lightest configuration)
<input type="checkbox"/> Aluminium black SOFT-TOUCH	(24"-25")	(24" handrim, on 25" wheel is installed with spacers)
<input type="checkbox"/> Chromed Steel	(24"-25")	(24" handrim, on 25" wheel is installed with spacers)
<input type="checkbox"/> Titanium	(24"-25")	(24" handrim, on 25" wheel is installed with spacers)
<input type="checkbox"/> Ultra Grepp	(24"-25")	(24" handrim, on 25" wheel is installed with spacers)
<input type="checkbox"/> Max Grepp	(24"-25")	(24" handrim, on 25" wheel is installed with spacers)
<input type="checkbox"/> Ergo Para	(24")	
<input type="checkbox"/> TOP FRICTION	(24"-25")	(24" handrim, on 25" wheel is installed with spacers)
Oval countour with a rubber insert		
<input type="checkbox"/> NOVA H	(24"-25")	(24" handrim, on 25" wheel is installed with spacers)
Ergonomic black profile		
<input type="checkbox"/> NOVA D	(24"-25")	(24" handrim, on 25" wheel is installed with spacers)
Ergonomic profile with rubber coating (ideal for quadriplegics)		
<input type="checkbox"/> SURGE LT	(25")	Oval countour with a rubber insert
<input type="checkbox"/> Quad	(24")	
<input type="checkbox"/> Silicon cover for standard aluminium handrim		Available for measures (22" - 24" - 26")

Wheel locks	
☆ Bent lever push to lock	
<input type="checkbox"/> Straight lever push to lock	
<input type="checkbox"/> Straight lever pull to lock	
<input type="checkbox"/> Sport brake	(Lightest configuration)



06428

Date ..... Order ..... User ..... Address .....

#### Automatic Closure footplate

☆ Footplate COMPACT, automatic Closure

(Lightest configuration)



11529

Minimum footplate distance 35cm.

RAKE AND DEPTH ADJUSTABLE

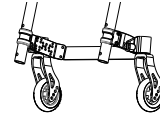
☐ Internal

☐ External

#### Footplate - See reference tables N°3

Warning!! All flip-up footrests, need a stretch calf band and standard fork-support

Weight increase approx. 500gr.



☐ Plastic footrest. rake adjustable

Minimum footplate distance 35cm.

☆ 2/3 Internal ☐ 2/3 External



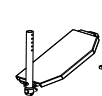
11525

☐ One piece footplate - Flip-up!. rake and depth adjustable

Minimum footplate distance 35cm.

☐ Internal

☆ 2/3 Internal ☐ External



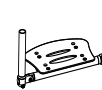
11527

☐ One piece aluminium footplate - Flip-up!. rake and depth adjustable

Minimum footplate distance 35cm.

☐ Internal

☆ 2/3 Internal ☐ 2/3 External



11528

☐ One piece Carbon fibre footplate, rake adjustable, swing away, flip-up.

Minimum footplate distance 35cm.

☆ Internal

☐ External



03291

#### Mudguard

##### Mudguard - FIXED

☆ Carbon fibre mudguard

☐ Carbon fibre Straight sideguard



☐ Extra charge for : REMOVABLE VERSION

08921

#### Armrests

☐ Tubular armrests

(Swing away, removable and height adjustable armrest)

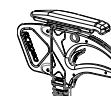


00694

##### Removable armrest with ABS mudguard

☐ Desk armrests PROGEO

(Removable and height adjustable)



09956

☐ Removable armrest with carbon-fiber straight sideguard



09079

#### Accessories

☐ Pad for front frame protectors

07058

☐ Backrest-seat connection cloth





10241

☐ Removable storage bag (with quick coupling)

09811

Date ..... Order ..... User ..... Address .....

**Optional 1**

- |  |  |   |                |
|--|--|---|----------------|
| <input type="checkbox"/> Transit wheels                |  |  | 00836          |
| <input type="checkbox"/> Anti-tipper with rapid hookup | (inside rotation to reduce the encumbrance)<br><input type="checkbox"/> Right<br><input type="checkbox"/> Left |  | 00023<br>00024 |
| <input type="checkbox"/> Tipping aid                   | <input type="checkbox"/> Right<br><input type="checkbox"/> Left  |  | 00025<br>01046 |
| <input type="checkbox"/> Crutches support              | <input type="checkbox"/> Right<br><input type="checkbox"/> Left  |  | 00838<br>00837 |

**Optional 2**

- |   |   |   |                |
|---|---|---|----------------|
| <input type="checkbox"/> Tetraclip                  | (Quick release axle for quadriplegic)   |   | 03947          |
| <input type="checkbox"/> Safety pelvic belt         |   |   | 03972          |
| <input type="checkbox"/> Harness                    |   |   | 04103          |
| <input type="checkbox"/> Quick release front forks  | Available with: Standard support front fork   |   | 00030          |
| <input type="checkbox"/> Push handles for companion | (Removable and height adjustable)   |  | 01048          |
| <input type="checkbox"/> Lumbar support             | (to insert in the backrest upholstery)  |   | 00013          |
| <input type="checkbox"/> Swing away lateral support | Not available with Posture backrest PHYSIO<br><input type="checkbox"/> Right<br><input type="checkbox"/> Left |  | 02097<br>02098 |
| <input type="checkbox"/> Spoke guards Black         | (22"-24")   |   | 01043          |
| <input type="checkbox"/> Spoke guards Transparent   | (22"-24")   |   | 00835          |
| <input type="checkbox"/> Spoke guards Progeo design | (22"-24")   |   | 00019          |
| <input type="checkbox"/> Spoke guards Dragon        | (22"-24")   |   | 02106          |

**Additional Kit**




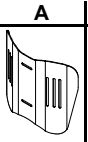


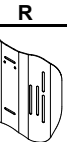
- |   |  |       |
|---|--|-------|
| <input type="checkbox"/> 24" Off-road rear wheels | Off-Road tyre - aluminium handrim (black colour) | 03378 |
| <input type="checkbox"/> 24" FAT rear wheels      | FAT tyre 3" - aluminium handrim (black colour)   | 09357 |

Date ..... Order ..... User ..... Address .....


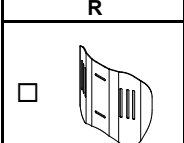
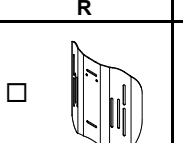
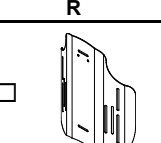
**PHYSIO - Posture backrest**  
(Std. Backrest upholstery not provided)

Removable with quick release  
Suitable for tubes with diameter 18÷26mm  
Depth adjustment (4cm)  
Angle adjustment (±18°)

- ☐ **AIR** Carbon shell  
not available for seat width 48

BACKREST HEIGHT		28		34		40						
Shell's shape		Lateral retaining wing A=high - R=regular										
	A		R		A		R		A		R	
							<input type="checkbox"/>	<input type="checkbox"/>	<input type="checkbox"/>	<input type="checkbox"/>	<input type="checkbox"/>	<input type="checkbox"/>

- ☐ **POSTURE** Aluminum shell

BACKREST HEIGHT	34	40	52
Shell's shape	Lateral retaining wing B=regular		
			
	<input type="checkbox"/>	<input type="checkbox"/>	<input type="checkbox"/>

**Configuration DEEP with side support PAD (height adjustable)**

- ☐ Aluminum lateral with padded, breathable upholstery.



Small (h 13cm)



☐ Right  
10272



☐ Left  
10272

Large (h 20cm)



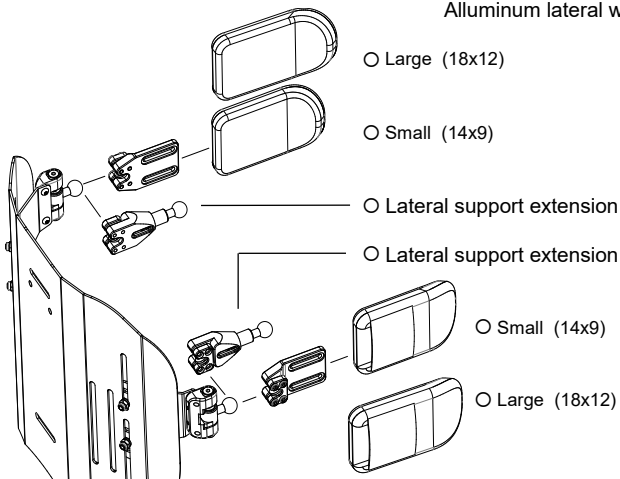
☐ Right  
10273



☐ Left  
10273

**SWING AWAY - Lateral support**

Fixing and adjustment hardware complete with protection sleeve  
Aluminum lateral with padded, breathable upholstery.



- ☐ Large (18x12)

05647

- ☐ Small (14x9)

05643

- ☐ Lateral support extension

Quantity (number pcs).....  
10271

- ☐ Lateral support extension

Quantity (number pcs).....

- ☐ Small (14x9)

05642

- ☐ Large (18x12)

05646

- ☐ Headrest adjustable - Double ball mounting system

Available only with backrest Physio  
Not available for backrest Physio AIR carbon shell



- ☐ Large (34x14)

05648



- ☐ Small (28x14)

Date .....	Order .....	User .....	Address .....
------------	-------------	------------	---------------

**Note**

<p>Wheelchair : Progeo EGO - Rev. 2023.2</p>	<p><b>Prices - VAT excluded</b> to be added to the price list</p>	<table border="1" style="width: 100%; border-collapse: collapse;"> <tr> <td colspan="2" style="padding: 2px;"><b>Send this page only if any optional have been chosen</b></td> </tr> <tr> <td style="width: 10px; text-align: center;">☆</td> <td style="padding: 2px;">standard ..... <small>(supplied if no requests are indicated)</small></td> </tr> <tr> <td style="text-align: center;">□</td> <td style="padding: 2px;">on request ..... <small>(without extra charge)</small></td> </tr> <tr> <td style="text-align: center;">○</td> <td style="padding: 2px;">optional ..... <small>(cost to be added at the basic price)</small></td> </tr> </table>	<b>Send this page only if any optional have been chosen</b>		☆	standard ..... <small>(supplied if no requests are indicated)</small>	□	on request ..... <small>(without extra charge)</small>	○	optional ..... <small>(cost to be added at the basic price)</small>
<b>Send this page only if any optional have been chosen</b>										
☆	standard ..... <small>(supplied if no requests are indicated)</small>									
□	on request ..... <small>(without extra charge)</small>									
○	optional ..... <small>(cost to be added at the basic price)</small>									

## REFERENCE TABLES

1		Front height			
With closed frame (95°) max 5" caster With closed frame (90°) max 5" caster With closed frame (85°) max 4" caster					
FORK		Casters			
		3"	4"	5"	6"
SMALL		max 46	max 47	max 48	
MEDIUM		max 50	max 51	max 52	max 54
The size of the fork will be defined only by Progeo in accordance with wheelchair final configuration.					

2	Rear height			
Rear wheels				
22"	24"	25"	26"	
min 35	min 38	min 39	min 40	
max 43	max 45	max 46	max 48	

3	Footplate option	Footplate distance
	Footplate COMPACT, automatic Closure	min 36
	Plastic footrest	min 36
	One piece footplate - Flip-up!	min 36
	One piece aluminium footplate - Flip-up!	min 36
	One piece Carbon fibre footplate	min 36
<b>IMPORTANT NOTICE! From the footplate to the floor minimum 4cm !! (Minimum Front height = DP + 4cm)</b>		
<b>NOTE! Lower footplate distances are possible only after our valuation</b>		
<b>Calculated with the best configuration and with the footplates positioned on inside.</b>		

4	Rear wheels	
	Model	Features
	22" Ultra-light Progeo - Standard!	(not available in anthracite color)
	24" Ultra-light Progeo - Standard!	(available for all colors)
	24" ULTRA-LIGHT PROGEO KEY SPORT	(silver hub, black rim and 16 spokes)
	24" Ultra-light "Spinergy LX"	(silver hub, black rim and spokes)
	24" Ultra-light "Spinergy LXL"	(black hub and rim, 18 white spokes) - (black hub, rim and 18 spokes)
	24" Ultra-light "Spinergy Flex rim"	(silver hub, black rim and spokes) - (integrated aluminium/rubber handrim - encumbrance reduction up to 3cm. - all tyre)
	24" Off-road	(colour: black) - (aluminium handrim - tyre Off-road)
	25" Ultra-light "Spinergy LX"	(silver hub, black rim and spokes)
	25" Ultra-light "Spinergy LXL"	(black hub and rim, 18 white spokes)
	26" Progeo - Standard!	(colour: black)
	26" Ultra-light "Spinergy LX"	(silver hub, black rim and 18 spokes)

Date ..... Order ..... User ..... Address .....

12" wheel - Motor 250W (750W maximum power)  
14" wheel - Motor 1000W (1500W maximum power)

Color display with switcher  
Maximum speed limit settable from display  
5 speed levels selectable  
10 display-selectable acceleration levels  
Adaptive Cruise Control  
  
Disc and electronic brake control lever  
Motor brake (adjustable in 10 levels from the display)  
Electronic brake with control bottom (adjustable in 10 levels from the display)  
Power regain when braking  
  
Error messages management from display (with error history)  
Rear gear beeper  
48V - 5.8 Ah battery Autonomy up to 25km  
48V - 11.6 Ah Power plus battery Autonomy up to 50km  
Battery charger 48V  
  
Rear gear  
USB port  
Easle  
Mudguard  
Front spoiler with predisposition for FULL LED light

**(Certified software)**

☐ **Mototronik**

**10979**



## Handlebar

☆ STANDARD controls

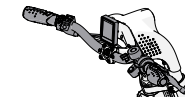
☆ Thumb accelerator and Disc and electronic brake control lever (Right)

☐ Grip throttle and Disc and electronic brake control lever

☐ Right  
☐ Left


**10913**  
**10914**

☐ **QUADRIPLÉGIC controls**  
Handlebar PUSH&PULL

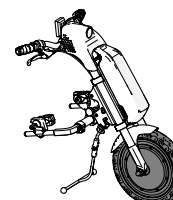


**10905**

☆ **MOTOTRONIK 12" wheel**  
Motor 250W (750W maximum power)  
Maximum speed according to law



☐ **MOTOTRONIK 14" wheel**  
Motor 1000W (1500W maximum power)  
Maximum speed according to law



**10903**

## Battery

☆ 48V - 5.8 Ah battery *Autonomy up to 25 km*

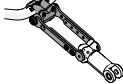
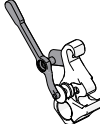

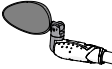

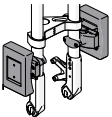
☐ 48V - 11.6 Ah Power plus battery *Autonomy up to 50 km*

**10904**



Date ..... Order ..... User ..... Address .....

## Accessories

- |   |   |   |
|---|---|---|
| <input type="radio"/> Handlebar extension<br>Adjustable from 15cm up to 23cm  |    | 10907   |
| <input type="radio"/> Motor unit facilitated unlock lever<br>Recommended with handlebar for quadriplegic  |    | 10915   |
| <input type="radio"/> Additional FLY 48V - 2.9 Ah battery<br>Autonomy up to 15km<br>Approved for air transport  |   | 10906   |
| <input type="radio"/> FULL LED light (high intensity)<br>Integrated in the spoiler  |    | 10908   |
| <input type="radio"/> Rearview mirror   | <input type="radio"/> Right<br><input type="radio"/> Left                             | <br>10909<br>10909 |
| <input type="radio"/> Basket (removable) - (with KLiCKfix® attachment system)   |   | 10912   |
| <input type="radio"/> Removable front weight - (with KLiCKfix® attachment system)<br>(it increases the weight over the power wheel to improve traction) |  | 10910   |
| <input type="radio"/> Travel bag  |   | 10916   |

## Note

Wheelchair : Progeo EGO - Rev. 2023.2

Prices - VAT excluded  
to be added to the price list

Send this page only if any optional have been chosen

- |   |            |   |
|---|------------|---|
| ☆ | standard   | (supplied if no requests are indicated) |
| □ | on request | (without extra charge)                  |
| ○ | optional   | (cost to be added at the basic price)   |