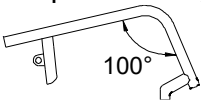
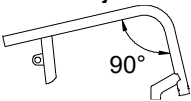
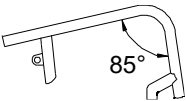


Date User End user weight (kg) Language user manual	Progeo (English) Company stamp Responsible	Folding frame wheelchair
--	--	--------------------------

Wheelchair measures	
Keep attention to all measures. EGO CUSTOM is a welded frame wheelchair, thus seat height and setting can not be modified after its manufacturing.	
Seat width (LS) <input type="checkbox"/> 33 <input type="checkbox"/> 36 <input type="checkbox"/> 39 <input type="checkbox"/> 42 <input type="checkbox"/> 45 <input type="checkbox"/> 48 The seat width is measured from the outer sides of the frame, while the distance between the two side guards is 1 cm wider.	
Seat depth (PS) <input type="checkbox"/> 35 <input type="checkbox"/> 37,5 <input type="checkbox"/> 40 <input type="checkbox"/> 42,5 <input type="checkbox"/> 45 <input type="checkbox"/> 47,5 The real seat depth, from the front part of the seat cloth to the backrest tube will be 1,5 cm more than the declared one.	
Footplate distance (DP) (cm) ±0.5cm - adjustment steps 1.5cm <u>(Real distance between seat and footplate) - IMPORTANT NOTICE! From the footplate to the floor minimum 4cm !! (Minimum Front height = DP + 4cm)</u>	
Setting ☆ Standard <input type="checkbox"/> Prudential <input type="checkbox"/> Active	
Backrest Height (TS) Std.Value 33,5 (min 26-max 47) adjustment steps 1.5cm	
camber ☆ 0° <input type="checkbox"/> 2°	
Front height (min 44-max 52)	
Rear height (min 38-max 45) calculated with rear wheels 24"	

Front frame		
Aluminium frame - welded made-to-measure Footplate COMPACT, automatic Closure adjustable distance +/- 1,5cm		
 <input type="checkbox"/> (max 5" caster)	 <input type="checkbox"/> (max 5" caster)	 <input type="checkbox"/> (max 4" caster)
Frame colour (without extra charge)		
<input type="checkbox"/> Bright silver	<input type="checkbox"/> Pearl white	<input type="checkbox"/> Opaque orange
<input type="checkbox"/> Opaque black	<input type="checkbox"/> Polished black	
Frame colour on request		
<input type="radio"/> Metallic matt blue	<input type="radio"/> Metallic matt grey	<input type="radio"/> Metallic matt anthracite
		09194

Backrest
☆ Adjustable velcro straps and padded transpiring upholstery

Handle tube
☆ Tubes with short handle
<input type="checkbox"/> SPORT tubes Without push handles (Lightest configuration)
<input type="radio"/> Folding handles Not available with: Push handles for companion
 02958

Casters		
☆ 4" Soft		
<input type="checkbox"/> 3" Sport	(Lightest configuration)	
<input type="checkbox"/> 5" Soft		
<input type="radio"/> 3" Active Soft (wide)	(Aluminium alloy rim)	06824
<input type="radio"/> 4" Active Sport (narrow)	(Aluminium alloy rim)	01398
<input type="radio"/> 4" Active Soft (wide)	(Aluminium alloy rim)	03943
<input type="radio"/> 5" Active Soft (wide)	(Aluminium alloy rim)	07518
<input type="radio"/> 5" Pneumatic		10844

Date	Order	User	Address
------------	-------------	------------	---------------

Special Options	
<input type="checkbox"/> lockingband/strip to close/fold the wheelchair	06833
<input type="checkbox"/> Drawstring to unlock the back with a singleaction	06834

Colour set: Rear wheels and forks - To be matched only with: Rear wheels Ultra-light Progeo - Standard! (22 - 24)		
☆ Black	22" 24" 25" 26"	
<input type="checkbox"/> Bright silver	22" 24"	00833
<input type="checkbox"/> Bright fuchsia	22" 24"	00833
<input type="checkbox"/> Bright blue	22" 24"	00833
<input type="checkbox"/> Bright red	22" 24"	00833
<input type="checkbox"/> Bright lime	22" 24"	00833
<input type="checkbox"/> Pearl white	22" 24"	00833

Rear wheels			
☆ 24" Ultra-light Progeo - Standard!			
<input type="checkbox"/> 22" Ultra-light Progeo - Standard!			
<input type="checkbox"/> 25" Ultra-light Progeo - Standard!	(colour: black)		
<input type="checkbox"/> 26" Progeo - Standard!	(colour: black)		
<input type="checkbox"/> 24" ULTRA-LIGHT PROGEO KEY SPORT	(Lightest configuration)		04383
<input type="checkbox"/> 24" Ultra-light "Spinergy LX"			01685
<input type="checkbox"/> 24" Ultra-light "Spinergy LXL"	<input type="checkbox"/> Black hub and white spokes	<input type="checkbox"/> Hub and spokes black	07846
<input type="checkbox"/> 24" Ultra-light "Spinergy Flex rim"	Integrated aluminium/rubber handrim		02270
<input type="checkbox"/> 25" Ultra-light "Spinergy LX"			02101
<input type="checkbox"/> 25" Ultra-light "Spinergy LXL"	<input type="checkbox"/> Black hub and white spokes		07847
<input type="checkbox"/> 26" Ultra-light "Spinergy LX"			02102
<input type="checkbox"/> 24" Off-road (aluminium handrim black)			01392

Rear wheel tyre			
☆ High pressure tyre	(22"-24"-25"-26")	(Lightest configuration)	
<input type="checkbox"/> High pressure profile tyre	(24")		
<input type="checkbox"/> Marathon Plus	(24"-25")	with anti-puncture protection	01669
<input type="checkbox"/> Anti-puncture - Colour Black	(24")		11083
Not available with Rear wheels : 24" ULTRA-LIGHT PROGEO KEY SPORT, 24" Ultra-light "Spinergy LXL"			
<input type="checkbox"/> Anti-puncture - Colour Grey	(22")		04181

Handrim	Wheel distance ☆ 3 cm	□ 4 cm	
☆ Aluminium	(22"-24"-25"-26")	(Lightest configuration)	
<input type="checkbox"/> Aluminium black SOFT-TOUCH	(24"-25")	(24" handrim, on 25" wheel is installed with spacers)	09170
<input type="checkbox"/> Chromed Steel	(24"-25")	(24" handrim, on 25" wheel is installed with spacers)	01684
<input type="checkbox"/> Titanium	(24"-25")	(24" handrim, on 25" wheel is installed with spacers)	00016
<input type="checkbox"/> Ultra Grepp	(24"-25")	(24" handrim, on 25" wheel is installed with spacers)	00017
<input type="checkbox"/> Max Grepp	(24"-25")	(24" handrim, on 25" wheel is installed with spacers)	00834
<input type="checkbox"/> Ergo Para	(24")		00632
<input type="checkbox"/> TOP FRICTION	(24"-25")	(24" handrim, on 25" wheel is installed with spacers)	11023
Oval countour with a rubber insert			
<input type="checkbox"/> NOVA H	(24"-25")	(24" handrim, on 25" wheel is installed with spacers)	11025
Ergonomic black profile			
<input type="checkbox"/> NOVA D	(24"-25")	(24" handrim, on 25" wheel is installed with spacers)	11026
Ergonomic profile with rubber coating (ideal for quadriplegics)			
<input type="checkbox"/> SURGE LT	(25")	Oval countour with a rubber insert	06427
<input type="checkbox"/> Quad	(24")		00693
<input type="checkbox"/> Silicon cover for standard aluminium handrim		Available for measures (22" - 24" - 26")	04050

Date Order User Address

Wheel locks

☆ Bent lever push to lock



☐ Straight lever push to lock



☐ Straight lever pull to lock

☐ Sport brake

(Lightest configuration)



06428

Automatic Closure footplate

☆ Footplate COMPACT, automatic Closure

(Lightest configuration)



11529

Minimum footplate distance 35cm.

RAKE AND DEPTH ADJUSTABLE

☐ Internal

☐ External

Mudguard

Mudguard - FIXED

☆ Carbon fibre mudguard



☐ Carbon fibre Straight sideguard



☐ Extra charge for : REMOVABLE VERSION



08921

Armrests

☐ Tubular armrests

(Swing away, removable and height adjustable armrest)

Exclude the installation OPTIONAL 1



00694

Removable armrest with ABS mudguard

☐ Desk armrests PROGEO

(Removable and height adjustable)



09956

☐ Removable armrest with carbon-fiber straight sideguard



09079

Accessories

☐ Pad for front frame protectors

07058

☐ Backrest-seat connection cloth

10241

☐ Removable storage bag (with quick coupling)





09811

Date Order User Address

Optional 1

Important notice! With the EGO CUSTOM you may choose only one of these accessories with fee

Attention none of these accessories are available if have been chosen the Tubular armrests

- | | | | |
|---|--|---|----------------|
| <input type="radio"/> Transit wheels | |  | 00836 |
| <input type="radio"/> Anti-tipper with rapid hookup | (inside rotation to reduce the encumbrance)
<input type="radio"/> Right
<input type="radio"/> Left |  | 00023
00024 |
| <input type="radio"/> Tipping aid | <input type="radio"/> Right
<input type="radio"/> Left |  | 00025
01046 |
| <input type="radio"/> Crutches support | <input type="radio"/> Right
<input type="radio"/> Left |  | 00838
00837 |

Optional 2

- | | | | |
|--|---|---|----------------|
| <input type="radio"/> Tetraclip | (Quick release axle for quadriplegic) | | 03947 |
| <input type="radio"/> Safety pelvic belt | | | 03972 |
| <input type="radio"/> Harness | | | 04103 |
| <input type="radio"/> Push handles for companion | (Removable and height adjustable) |  | 01048 |
| <input type="radio"/> Lumbar support | (to insert in the backrest upholstery) | | 00013 |
| <input type="radio"/> Swing away lateral support
Not available with Posture backrest PHYSIO | <input type="radio"/> Right
<input type="radio"/> Left |  | 02097
02098 |
| <input type="radio"/> Spoke guards Black | (22"-24") | | 01043 |
| <input type="radio"/> Spoke guards Transparent | (22"-24") | | 00835 |
| <input type="radio"/> Spoke guards Progeo design | (22"-24") | | 00019 |
| <input type="radio"/> Spoke guards Dragon | (22"-24") | | 02106 |

Additional Kit








- | | | |
|--|--|-------|
| <input type="radio"/> 24" Off-road rear wheels | Off-Road tyre - aluminium handrim (black colour) | 03378 |
| <input type="radio"/> 24" FAT rear wheels | FAT tyre 3" - aluminium handrim (black colour) | 09357 |

Date Order User Address

PHYSIO - Posture backrest
(Std. Backrest upholstery not provided)

Removable with quick release
Suitable for tubes with diameter 18÷26mm
Depth adjustment (4cm)
Angle adjustment (±18°)

- ☐ **AIR** Carbon shell
not available for seat width 48

BACKREST HEIGHT		28		34		40	
Shell's shape		Lateral retaining wing A=high - R=regular					
7,5 cm		A	R	A	R	A	R
							
		<input type="checkbox"/>	<input type="checkbox"/>	<input type="checkbox"/>	<input type="checkbox"/>	<input type="checkbox"/>	<input type="checkbox"/>

- ☐ **POSTURE** Aluminum shell

BACKREST HEIGHT	34	40	52
Shell's shape	Lateral retaining wing B=regular		
	R	R	R
7.5 cm			
	<input type="checkbox"/>	<input type="checkbox"/>	<input type="checkbox"/>

Configuration DEEP with side support PAD (height adjustable)

- ☐ Aluminum lateral with padded, breathable upholstery.



Small (h 13cm)



☐ Right
10272



☐ Left
10272

Large (h 20cm)



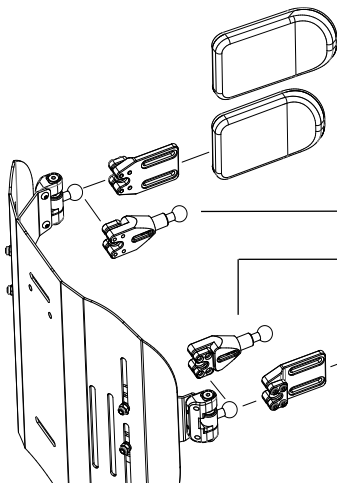
☐ Right
10273



☐ Left
10273

SWING AWAY - Lateral support

Fixing and adjustment hardware complete with protection sleeve
Aluminum lateral with padded, breathable upholstery.



- ☐ Large (18x12)

05647

- ☐ Small (14x9)

05643

- ☐ Lateral support extension

Quantity (number pcs).....

10271

- ☐ Lateral support extension

Quantity (number pcs).....

- ☐ Small (14x9)

05642

- ☐ Large (18x12)

05646

- ☐ Headrest adjustable - Double ball mounting system

Available only with backrest Physio
Not available for backrest Physio AIR carbon shell



- ☐ Large (34x14)
☐ Small (28x14)




05648

Date	Order	User	Address
------------	-------------	------------	---------------

Note

Wheelchair : Progeo EGO CUSTOM - Rev. 2023.2	Prices - VAT excluded to be added to the price list	Send this page only if any optional have been chosen	
		☆ standard	(supplied if no requests are indicated)
		□ on request	(without extra charge)
		○ optional	(cost to be added at the basic price)

REFERENCE TABLES

1	Front height		
	With closed frame (95°) max 5" caster With closed frame (90°) max 5" caster With closed frame (85°) max 4" caster		
FORK	3"	Casters	
		4"	5"
SPORT 	max 44	max 45	
SMALL 	max 46	max 47	max 48
MEDIUM 	max 50	max 51	max 52
The size of the fork will be defined only by Progeo in accordance with wheelchair final configuration.			

2	Rear height			
	Rear wheels			
	22"	24"	25"	26"
min 35	min 38	min 39	min 40	
max 43	max 45	max 46	max 48	

3	Footplate option	Footplate distance
	Footplate COMPACT, automatic Closure	min 36
IMPORTANT NOTICE! From the footplate to the floor minimum 4cm !! (Minimum Front height = DP + 4cm) NOTE! Lower footplate distances are possible only after our valuation Calculated with the best configuration and with the footplates positioned on inside.		

4	Rear wheels	
Model	Features	
22" Ultra-light Progeo - Standard!	(not available in anthracite color)	
24" Ultra-light Progeo - Standard!	(available for all colours)	
24" ULTRA-LIGHT PROGEO KEY SPORT	(silver hub, black rim and 16 spokes)	
24" Ultra-light "Spinergy LX"	(silver hub, black rim and spokes)	
24" Ultra-light "Spinergy LXL"	(black hub and rim, 18 white spokes) - (black hub, rim and 18 spokes)	
24" Off-road	(colour: black) - (aluminium handrim - tyre Off-road)	
24" Ultra-light "Spinergy Flex rim"	(silver hub, black rim and spokes) - (integrated aluminium/rubber handrim - encumbrance reduction up to 3cm. - all tyre)	
25" Ultra-light "Spinergy LX"	(silver hub, black rim and spokes)	
25" Ultra-light "Spinergy LXL"	(black hub and rim, 18 white spokes)	
26" Progeo - Standard!	(colour: black)	
26" Ultra-light "Spinergy LX"	(silver hub, black rim and 18 spokes)	

Date Order User Address

12" wheel - Motor 250W (750W maximum power)
14" wheel - Motor 1000W (1500W maximum power)

Color display with switcher
Maximum speed limit settable from display
5 speed levels selectable
10 display-selectable acceleration levels
Adaptive Cruise Control

Disc and electronic brake control lever
Motor brake (adjustable in 10 levels from the display)
Electronic brake with control bottom (adjustable in 10 levels from the display)
Power regain when braking

Error messages management from display (with error history)
Rear gear beeper
48V - 5.8 Ah battery Autonomy up to 25km
48V - 11.6 Ah Power plus battery Autonomy up to 50km
Battery charger 48V

Rear gear
USB port
Easle
Mudguard
Front spoiler with predisposition for FULL LED light

(Certified software)

☐ Mototronik

10979



Handlebar

☆ STANDARD controls

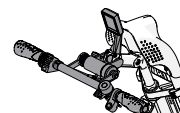
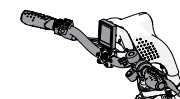
☆ Thumb accelerator and Disc and electronic brake control lever (Right)

☐ Grip throttle and Disc and electronic brake control lever

☐ Right
☐ Left

10913
10914



☐ QUADRIPLLEGIC controls
Handlebar PUSH&PULL



10905

☆ **MOTOTRONIK 12" wheel**
Motor 250W (750W maximum power)
Maximum speed according to law

☐ **MOTOTRONIK 14" wheel**
Motor 1000W (1500W maximum power)
Maximum speed according to law



10903

Battery

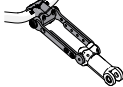
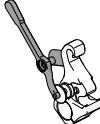



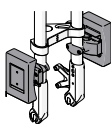
☆ 48V - 5.8 Ah battery *Autonomy up to 25 km*

☐ 48V - 11.6 Ah Power plus battery *Autonomy up to 50 km*

10904

Date Order User Address

Accessories

- | | | |
|---|---|---|
| <input type="radio"/> Handlebar extension
Adjustable from 15cm up to 23cm |  | 10907 |
| <input type="radio"/> Motor unit facilitated unlock lever
Recommended with handlebar for quadriplegic |  | 10915 |
| <input type="radio"/> Additional FLY 48V - 2.9 Ah battery
Autonomy up to 15km
Approved for air transport | | 10906 |
| <input type="radio"/> FULL LED light (high intensity)
Integrated in the spoiler |  | 10908 |
| <input type="radio"/> Rearview mirror | <input type="radio"/> Right
<input type="radio"/> Left | 
10909
10909 |
| <input type="radio"/> Basket (removable) - (with KLiCKfix® attachment system) |  | 10912 |
| <input type="radio"/> Removable front weight - (with KLiCKfix® attachment system)
(it increases the weight over the power wheel to improve traction) |  | 10910 |
| <input type="radio"/> Travel bag | | 10916 |

Note