

Progeo (English)

Date Company stamp

User

End user weight (kg)

Language user manual Responsible

12" wheel - Motor 250W (750W maximum power)
14" wheel - Motor 1000W (1500W maximum power)

Color display with switcher
Maximum speed limit settable from display
5 speed levels selectable
10 display-selectable acceleration levels
Adaptive Cruise Control

Disc and electronic brake control lever
Motor brake (adjustable in 10 levels from the display)
Electronic brake with control bottom (adjustable in 10 levels from the display)
Power regain when braking

Error messages management from display (with error history)
Rear gear beeper
48V - 5.8 Ah battery Autonomy up to 25km
48V - 11.6 Ah Power plus battery Autonomy up to 50km
Battery charger 48V


Rear gear
USB port
Easle
Mudguard
Front spoiler with predisposition for FULL LED light

(Certified software)




Handlebar

☆ STANDARD controls

<input type="checkbox"/> Thumb accelerator	☆ Right 12592	<input type="checkbox"/> Left 12593	
<input type="radio"/> Grip throttle	○ Right 10913	○ Left 10914	
<input type="checkbox"/> Disc and electronic brake control lever	☆ Right 12594	<input type="checkbox"/> Left 12595	

○ **QUADRIPLEGIC controls**
Handlebar PUSH&PULL - (brake and accelerator push and pull)

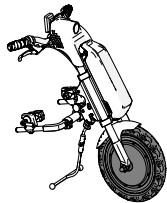


10905

☆ **MOTOTRONIK 12" wheel**
Motor 250W (750W maximum power)
Maximum speed according to law



○ **MOTOTRONIK 14" wheel**
Motor 1000W (1500W maximum power)
Maximum speed according to law





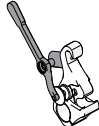
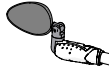

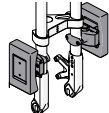
10903

Battery

☆ 48V - 5.8 Ah battery	Autonomy up to 25 km	
○ 48V - 11.6 Ah Power plus battery	Autonomy up to 50 km	10904

Date Order User Address

Accessories

- FULL LED light (high intensity)
Integrated in the spoiler  10908
- Handlebar extension
Adjustable from 15cm up to 23cm  10907
- Motor unit facilitated unlock lever
Recommended with handlebar for quadriplegic  10915
- Additional FLY 48V - 2.9 Ah battery
Autonomy up to 15km
Approved for air transport 10906
- Rearview mirror Right
 Left  10909
10909
- Basket (removable) - (with KLICKfix® attachment system)  10912
- Removable front weight - (with KLICKfix® attachment system)
(it increases the weight over the power wheel to improve traction)  10910
- Travel bag 10916

Assembly and adjustment system


The fields marked with (*) are mandatory.

(*) Seat width (LS) cm

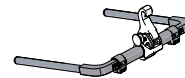
(*) Connecting frame



SHORT arms (for compact wheelchairs)



LONG arms (for wheelchairs with open frame angle, external footplate)



(*) Frame clamps

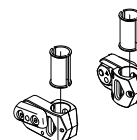
for Progeo's wheelchairs

- BASIC LIGHT 11394
- EXELLE 11395
- EXELLE VARIO - VARIO CARBON 11396
- YOGA - EGO - EGO CUSTOM - EGO CARBON - TEKNA ADVANCE - JOKER - JOKER R2 - JOKER ENERGY 11398
- CARBOMAX 11406
- DUKE 11407
- NOIR 11408

Serial number

for round tube

- Ø 25mm (25÷25,4mm) 11395
- Ø 32mm (32÷32,4mm) 11414
- 18mm (18÷18,4mm) | (It is provided the clamps for 25 mm round tube with set of adaptors.) 11453
- 20mm (20÷20,4mm) | 11442
- 22mm (22÷22,4mm) | 11443
- 28mm (28÷28,4mm) | (It is provided the clamps for 32 mm round tube with set of adaptors.) 11444
- 30mm (30÷30,4mm) | 11445



Clamps for other brands 11134

We reserve the right to verify the feasibility and availability

Wheelchair model and brand (*)

Production year (*)