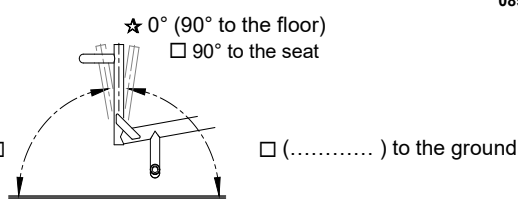


Date User End user weight (kg) Language user manual	Progeo (English) Company stamp Responsible	Rigid frame wheelchair
--	--	------------------------

Keep attention to all measures.	
JOKER ENERGY is a completely welded wheelchair and no modifications can be carried out after its manufacturing.	
Wheelchair measures	
Seat width (LS) <input type="checkbox"/> 33 <input type="checkbox"/> 36 <input type="checkbox"/> 39 <input type="checkbox"/> 42 <input type="checkbox"/> 45 <input type="checkbox"/> 48 The seat width is measured from the outer sides of the frame For seat enlargement see section enlargement of mudguard	
Seat depth (PS) <input type="checkbox"/> 35 <input type="checkbox"/> 37,5 <input type="checkbox"/> 40 <input type="checkbox"/> 42,5 <input type="checkbox"/> 45 <input type="checkbox"/> 47,5 <input type="checkbox"/> 50 The real seat depth, from the front part of the seat cloth to the backrest tube will be 1,5 cm more than the declared one.	
Footplate distance (DP) (cm) (Real distance between seat and footplate) - IMPORTANT NOTICE! From the footplate to the floor minimum 4cm !! (Minimum Front height = DP + 4cm)	
Setting ☆ Standard <input type="checkbox"/> Extremely prudenti <input type="checkbox"/> Prudential <input type="checkbox"/> Active <input type="checkbox"/> Extreme	
Backrest Height (TS) Std.Value 33,5(min 26-max 47) adjustment steps 1.5cm	
Rear wheel camber ☆ 2° <input type="checkbox"/> 0° <input type="checkbox"/> 4° <input type="checkbox"/> 8° <input type="checkbox"/> 12° Special cambers (00989 - €) See reference tables N°4	
Front height STD 49	Rear height STD 42

Frame	
☆ Made-to-measure aluminium welded frame Backrest with rake adjustable from -4° to +16°	
○ Made-to-measure aluminium welded frame with fixed and welded backrest Not available: bright silver!!	08932
☆ 0° (90° to the floor) <input type="checkbox"/> 90° to the seat (.....) to the ground <input type="checkbox"/> to the ground	



Frame Angle	
☆ Frame Angle STD 95° <input type="checkbox"/> Frame Angle :	
<input type="checkbox"/> Frame Angle 90° to the floor Exclude the installation of casters 5"	

Frame's depth	
Front frame extension ☆ 0 cm <input type="checkbox"/> 0,5 cm <input type="checkbox"/> 1 cm <input type="checkbox"/> 1,5 cm <input type="checkbox"/> 2 cm <input type="checkbox"/> 2,5 cm <input type="checkbox"/> 3 cm <input type="checkbox"/> 3,5 cm <input type="checkbox"/> 4 cm <input type="checkbox"/> 4,5 cm <input type="checkbox"/> 5 cm	

Footplate	
☆ Tubular aluminium footplate - WELDED, not adjustable in height and angle <input type="checkbox"/> with plastic plate ○ with carbon fiber plate 09193	
<input type="checkbox"/> Aluminium footplate EVOLUTION - (adjustable distance +/- 1,5cm) rake and depth adjustable ☆ Internal <input type="checkbox"/> 2/3 Internal <input type="checkbox"/> 2/3 External <input type="checkbox"/> External	 04456
<input type="checkbox"/> One piece Carbon fibre footplate - (adjustable distance +/- 1,5cm) Rake adjustable ☆ Internal <input type="checkbox"/> External	 04111

Date	Order	User	Address
------------	-------------	------------	---------------

Frame colour (without extra charge)

☆ Bright silver (Not available with welded backrest)

<input type="checkbox"/> POLAR white	<input type="checkbox"/> Opaque black	<input type="checkbox"/> Matt orange
<input type="checkbox"/> Tekno anthracite	<input type="checkbox"/> Matt Midnight blue	<input type="checkbox"/> Matt red
		<input type="checkbox"/> Matt grey

Seat

☆ Seat cloth with pocket (under seat)

<input type="checkbox"/> Seat with tension straps	08883
<input type="checkbox"/> Carbon rigid seat	08336
<input type="checkbox"/> Pocket (under seat) [25x11x4,5]	08281

Backrest adjustment and fixing system - Not available with welded backrest




☆ Backrest with double locking (upright and folded) **with rake adjustable from -4° to +16°**

Backrest with upright locking system ONLY (no locking when folded) **with rake adjustable from -4° to +16°**

Fixed back(non-folding back) **with rake adjustable from -4° to +16°**

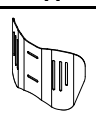
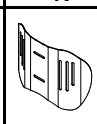
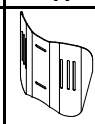
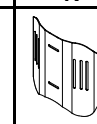
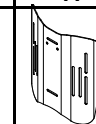
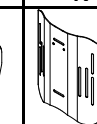
Backrest

☆ Adjustable velcro straps and padded transpiring upholstery

<p>☆ Aluminium backrest</p> <p><input type="checkbox"/> Titanium backrest Not available with welded backrest</p> <p><input type="checkbox"/> Carbon fibre backrest Not available with welded backrest</p>	   <p style="text-align: right;">13599</p> <p style="text-align: right;">04389</p>
---	--





AIR Integrated posture backrest (NOT REMOVABLE)

Carbon shell - Lateral retaining 7,5cm
Depth adjustment ±1cm. - Angle adjustment ±10°
not available for seat width 48

H 28	H 34	H 40			
Backrest Height (TS) min 34	Backrest Height (TS) min 38	Backrest Height (TS) min 44			
(.....)	(.....)	(.....)			
Lateral retaining wing A=high - R=regular					
A	R	A	R	A	R
					
<input type="checkbox"/>	<input type="checkbox"/>	<input type="checkbox"/>	<input type="checkbox"/>	<input type="checkbox"/>	<input type="checkbox"/>

Installation on:

☆ Aluminium backrest tubes
WITHOUT backrest rigidizer

<p><input type="checkbox"/> Aluminium backrest</p> <p><input type="checkbox"/> Titanium backrest Not available with welded backrest</p> <p><input type="checkbox"/> Carbon fibre backrest Not available with welded backrest</p>	    <p style="text-align: right;">13599</p> <p style="text-align: right;">04389</p>
--	---

Handle tube


☆ Tubes with short handle

Tubes with standard handle

SPORT tubes Without push handles

Carbon fibre tubes with short handle *Lightest configuration* 04390

Not available with: Posture backrest PHYSIO - Posture backrest A I R

Folding handles **Minimum backrest height 30,5cm**  13598

Not available with: Push handles for companion

Colour set: includes rear wheel hub and rim and front forks

Only standard Progeo 22"/24" wheels have coloured hubs and rims

☆ Black	22" 24" 25" 26"	
<input type="checkbox"/> Bright silver	22" 24"	00833
<input type="checkbox"/> Bright lime	22" 24"	00833
<input type="checkbox"/> Bright blue	22" 24"	00833
<input type="checkbox"/> Bright red	22" 24"	00833
<input type="checkbox"/> Bright fuchsia	22" 24"	00833
<input type="checkbox"/> POLAR white	22" 24"	00833
<input type="checkbox"/> Tekno anthracite	22" 24"	00833
<input type="checkbox"/> Matt Midnight blue	22" 24"	00833
<input type="checkbox"/> Matt grey	22" 24"	00833
<input type="checkbox"/> Matt red	22" 24"	00833

Date	Order	User	Address
------	-------	------	---------

Casters

☆ 4" Soft

3" Sport *Lightest configuration*

5" Soft Not available with frame angle 90° to the floor

3" Active Soft (wide) - Aluminium alloy rim 13592

4" Active Sport (narrow) - Aluminium alloy rim 13593

4" Active Soft (wide) - Aluminium alloy rim 13594

5" Active Soft (wide) - Aluminium alloy rim Not available with frame angle 90° to the floor 13595

5" Pneumatic Not available with frame angle 90° to the floor 13596

Rear wheels

☆ 24" Ultra-light Progeo - Standard!

22" Ultra-light Progeo - Standard!

25" Ultra-light Progeo - Standard! (colour: black)

26" Progeo - Standard! (colour: black)

24" ULTRA-LIGHT PROGEO KEY SPORT *Lightest configuration* 13585

24" Ultra-light "Spinergy LX" 13586

24" Ultra-light "Spinergy LXL" Black hub and white spokes Hub and spokes black 13587

24" Ultra-light "Spinergy Flex rim" Integrated aluminium/rubber handrim 02270

25" Ultra-light "Spinergy LX" 13588

25" Ultra-light "Spinergy LXL" Black hub and white spokes 13589

26" Ultra-light "Spinergy LX" 13590

24" Off-road (aluminium handrim black - Wheel distance 4cm) 01392

Rear wheel tyre

☆ High pressure tyre (22"-24"-25"-26") *Lightest configuration*

High pressure profile tyre (24")

Marathon Plus (24"-25") with anti-puncture protection 01669


Anti-puncture - Colour Grey (22") 04181


Anti-puncture - Colour Black (24") 11083


Not available with Rear wheels : 24" ULTRA-LIGHT PROGEO KEY SPORT, 24" Ultra-light "Spinergy LXL"


Handrim	Wheel distance ☆ 3 cm	<input type="checkbox"/> 4 cm	
☆ Aluminium	(22"-24"-25"-26")	<i>Lightest configuration</i>	
<input type="checkbox"/> Aluminium black SOFT-TOUCH	(24"-25")	(24" handrim, on 25" wheel is installed with spacers)	09170
<input type="checkbox"/> Chromed Steel	(24"-25")	(24" handrim, on 25" wheel is installed with spacers)	01684
<input type="checkbox"/> Titanium	(24"-25")	(24" handrim, on 25" wheel is installed with spacers)	13591
<input type="checkbox"/> Ultra Grepp	(24"-25")	(24" handrim, on 25" wheel is installed with spacers)	00017
<input type="checkbox"/> TOP FRICTION	(24"-25")	(24" handrim, on 25" wheel is installed with spacers)	11023
Oval countour with a rubber insert			
<input type="checkbox"/> NOVA H	(24"-25")	(24" handrim, on 25" wheel is installed with spacers)	11025
Ergonomic black profile			
<input type="checkbox"/> NOVA D	(24"-25")	(24" handrim, on 25" wheel is installed with spacers)	11026
Ergonomic profile with rubber coating (ideal for quadriplegics)			
<input type="checkbox"/> Silicon cover for standard aluminium handrim		Available for measures (22"- 24" - 26")	04050


Wheel locks


☆ Bent lever push to lock 

Straight lever push to lock 

Straight lever pull to lock 

Sport brake *Lightest configuration*  06428

Brake with extension lever push to lock  01949





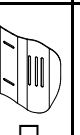


Brake with extension lever pull to lock  03372

Date Order User Address


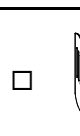
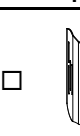

PHYSIO - Posture backrest
(Std. Backrest upholstery not provided)

Removable with quick release
Suitable for tubes with diameter 18÷26mm
Depth adjustment (4cm)
Angle adjustment (±18°)

AIR Carbon shell
not available for seat width 48

BACKREST HEIGHT	28	34	40			
Shell's shape 	Lateral retaining wing A=high - R=regular					
	A	R	A	R	A	R
						
	<input type="checkbox"/>	<input type="checkbox"/>	<input type="checkbox"/>	<input type="checkbox"/>	<input type="checkbox"/>	<input type="checkbox"/>

POSTURE Aluminum shell

BACKREST HEIGHT	34	40	52
Shell's shape 	Lateral retaining wing R=regular		
	R	R	R
			
	<input type="checkbox"/>	<input type="checkbox"/>	<input type="checkbox"/>

Configuration DEEP with side support PAD (height adjustable)

Alluminum lateral with padded, breathable upholstery.



Small (h 13cm)



Right
10272

Left
10272

Large (h 20cm)

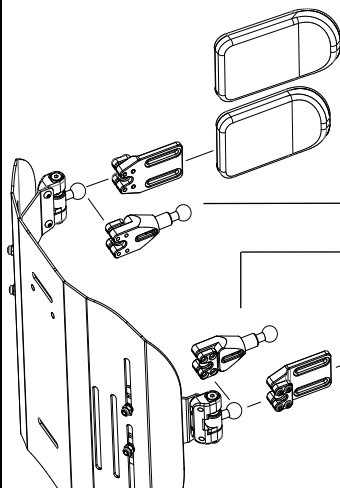


Right
10273

Left
10273

SWING AWAY - Lateral support

Fixing and adjustment hardware complete with protection sleeve
Alluminum lateral with padded, breathable upholstery.



Large (18x12)

05647

Small (14x9)

05643

Lateral support extension

Quantity (number pcs).....
10271

Lateral support extension

Quantity (number pcs).....

Small (14x9)

05642

Large (18x12)

05646

Headrest adjustable - Double ball mounting system

Available only with backrest Physio Posture



Large (35x12,5)
 Small (25x12,5)

05648

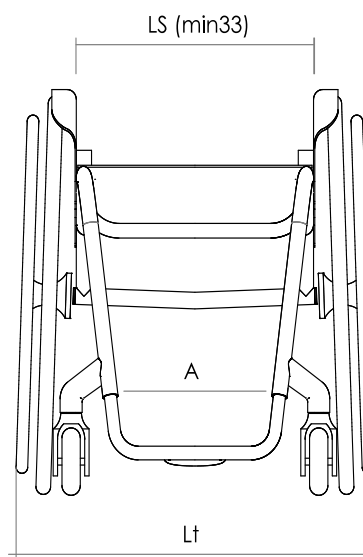
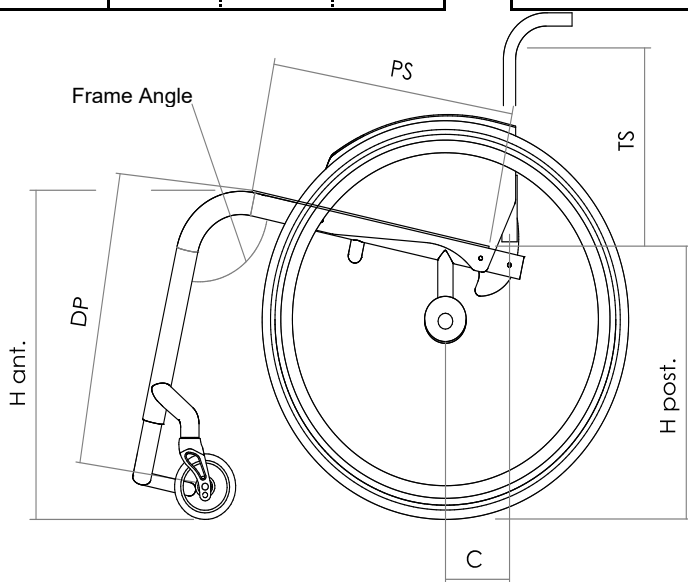
Date	Order	User	Address
------------	-------------	------------	---------------

1	A Footplate width			
	DP	35+39	40+45	46+50
LS				
33	21	20	19	
36	24	23	22	
39	26	25	24	
42	29	28	27	
45	32	31	30	
48	35	34	33	

2	Setting	C :
	Extremely prudential	7,5
	Prudential	9
	Standard	10,5
	Active	12
	Extreme	13,5

3	Lt
Camber	Maximum width
0°	LS + 18
2°	LS + 21
4°	LS + 24
8°	LS + 30
12°	LS + 36

Maximum width calculated including 3 cm. distance between tyre and handrim



Wheelchair : Progeo JOKER ENERGY - Rev. 2026.0

Prices - VAT excluded
to be added to the price list

Send this page only if any optional have been chosen

☆	standard	(supplied if no requests are indicated)
□	on request	(without extra charge)
○	optional	(cost to be added at the basic price)

Date	Order	User	Address
------	-------	------	---------

12" wheel - Motor 250W (750W maximum power)
14" wheel - Motor 1000W (1500W maximum power)

- Color display with switcher
- Maximum speed limit settable from display
- 5 speed levels selectable
- 10 display-selectable acceleration levels
- Adaptive Cruise Control
- Disc and electronic brake control lever
- Motor brake (adjustable in 10 levels from the display)
- Electronic brake with control bottom (adjustable in 10 levels from the display)
- Power regain when braking
- Error messages management from display (with error history)
- Rear gear beeper
- 48V - 5.8 Ah battery Autonomy up to 25km
- 48V - 11.6 Ah Power plus battery Autonomy up to 50km
- Battery charger 48V
- Rear gear
- USB port
- Easle
- Mudguard
- Front spoiler with predisposition for FULL LED light

(Certified software)

Mototronik

10979



Handlebar

☆ **STANDARD controls**

☆ Thumb accelerator

☆ Right
12592

Left
12593

Grip throttle

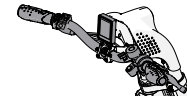
Right
10913

Left
10914

Disc and electronic brake control lever

☆ Right
12594

Left
12595




QUADRIPLEGIC controls
Handlebar PUSH&PULL



10905


☆ **MOTOTRONIK 12" wheel**

Motor 250W (750W maximum power)
Maximum speed according to law



MOTOTRONIK 14" wheel

Motor 1000W (1500W maximum power)
Maximum speed according to law



10903

Battery

☆ 48V - 5.8 Ah battery

Autonomy up to 25 km

48V - 11.6 Ah Power plus battery

Autonomy up to 50 km

10904

Date Order User Address

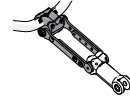
Accessories

FULL LED light (high intensity)
Integrated in the spoiler



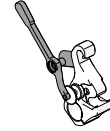
10908

Handlebar extension
Adjustable from 15cm up to 23cm



10907

Motor unit facilitated unlock lever
Recommended with handlebar for quadriplegic



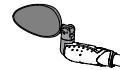
10915

Additional FLY 48V - 2.9 Ah battery
Autonomy up to 15km
Approved for air transport

10906

Rearview mirror

Right
 Left



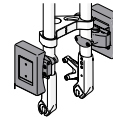
10909
10909

Basket (removable) - (with KLICKfix® attachment system)



10912

Removable front weight - (with KLICKfix® attachment system)
(it increases the weight over the power wheel to improve traction)



10910

Travel bag

10916

Note

Send this page only if any optional have been chosen

Wheelchair : Progeo JOKER ENERGY - Rev. 2026.0


Prices - VAT excluded
to be added to the price list


standard (supplied if no requests are indicated)
 on request (without extra charge)
 optional (cost to be added at the basic price)


Date Order User Address

SMARTDRIVE - including battery charger


Recommended 0° rear wheel camber



	SWITCH CONTROL (DX+SX) - EU Funzionamento a due pulsanti	<input type="radio"/> 6 KM/H	MX2-S002
		<input type="radio"/> 9 KM/H	MX2-S005

	SWITCH CONTROL + JACK 3.5 - EU "Mono" female input, allows SmartDrive to be connected to any other control/driving device.	<input type="radio"/> 6 KM/H	MX2-S003
		<input type="radio"/> 9 KM/H	MX2-S006

Pulsante di comando esterno BUDDY BUTTON
 completo di adattatore, set di montaggio e braccio di estensione
Disponibile solo con SWITCH CONTROL + JACK 3.5


MX2-BBB

ATTACHMENT HARDWARE FIX FRAME KIT
 Choose attachment hardware kit according to the size of the wheelchair's rear wheels

Attachment hardware fix frame kit - rear wheels 22" - 24" MX2-44S-C


Attachment hardware fix frame kit - rear wheels 25" MX2-45S-C

Attachment hardware fix frame kit - rear wheels 26" MX2-46S-C

SMART WATCH

Lo SmartDrive può essere comandato e gestito con uno Smart Watch APPLE o GALAXY
 Fast and simple setup
 Increased screen visibility
 Improved battery performance
 Free App from Apple Store and Play Store

Lista compatibilita'




Smart Watch compatibili

APPLE WATCH
 serie 5 o successivi con iOS 8 o successivi
 Apple iPhone


GALAXY WATCH
 serie 4 o successivi
 Smartphone Samsung
 Smartphone Android 6.0 e RAM almeno 1.5 GB

Applicazioni gratuite


SmartDrive MX2+




Pushtracker



Accessories

Carrying bag  MX2SD-BAG

Universal padded handle
Universal padded handle  MX2-986

Wheelchair : Progeo JOKER ENERGY - Rev. 2026.0	Prices - VAT excluded to be added to the price list	<p style="font-size: small;">Send this page only if any optional have been chosen</p> <input checked="" type="radio"/> standard (supplied if no requests are indicated) <input type="checkbox"/> on request (without extra charge) <input type="radio"/> optional (cost to be added at the basic price)
--	--	--