

Date ..... User ..... End user weight (kg) ..... Language user manual .....	<b>Progeo (English)</b> Company stamp  Responsible .....	<b>CRASH TEST APPROVED</b>  <b>Folding frame wheelchair</b>
--	---	---

Wheelchair measures - The tolerance on all the dimensions indicated and/or required is ± 10 mm	
Seat width (LS)	<input type="checkbox"/> 33 <input type="checkbox"/> 36 <input type="checkbox"/> 39 <input type="checkbox"/> 42 <input type="checkbox"/> 45 <input type="checkbox"/> 48
<b>The seat width is measured from the outer sides of the frame</b>	
<b>For seat enlargement see section enlargement of mudguard and armrest with integrated mudguard</b>	
Seat depth (PS)	<input type="checkbox"/> 35 <input type="checkbox"/> 37,5 <input type="checkbox"/> 40 <input type="checkbox"/> 42,5 <input type="checkbox"/> 45 <input type="checkbox"/> 47,5 <input checked="" type="checkbox"/> 50
Footplate distance (DP)	..... (cm) ±0.5cm - adjustment steps 1.5cm
<b>(Real distance between seat and footplate) - IMPORTANT NOTICE! From the footplate to the floor minimum 4cm !! (Minimum Front height = DP + 4cm)</b>	
Setting	<input checked="" type="checkbox"/> Standard <input type="checkbox"/> Prudential <input type="checkbox"/> Active <input type="checkbox"/> Extreme
Backrest Height (TS)	Std.Value 36 .....(min 30-max 54) adjustment steps 1.5cm
Crossbrace (black)	<input checked="" type="checkbox"/> Single <input type="checkbox"/> Double (Not seat width 33-36)
Front height ..... (STD 49) - Rear height ..... (STD 44)	

<b>SAFETY</b>		<b>08654</b>
<input type="checkbox"/> 4 points tie-down system rings <b>NOT AVAILABLE WITH: Aluminium frame DYNAMIC 2.0 - Titanium frame T MAX</b> (installation must be carried out by the manufacturer) A head restraint suitable for transportation must be available and fitted accordingly during transportation.		

Rear frame	
Aluminium frame	<input checked="" type="checkbox"/> Aluminium standard frame - Same colour of front frame  The real seat depth, from the front part of the seat cloth to the backrest tube will be 1 cm more than the declared one. camber <input checked="" type="checkbox"/> 0° <input type="checkbox"/> 1,5° <input type="checkbox"/> 3°
Aluminium frame	<input type="checkbox"/> Aluminium frame DYNAMIC 2.0 - (COLOUR: BLACK) <span style="float: right;"><b>09955</b></span>  The real seat depth, from the front part of the seat cloth to the backrest tube will be 1,5 cm more than the declared one. <b>With rake adjustable backrest (±9°)</b> <b>Exclude the installation of : Brake handles for companion (Drum Brake) - 4 points tie-down system rings</b> camber <input checked="" type="checkbox"/> 0° <input type="checkbox"/> 1,5° <input type="checkbox"/> 2° <input type="checkbox"/> 4°

Front frame		Frame Angle		
<input type="checkbox"/> Short frame - Ideal with Seat depth (PS) 35 - 37,5 <b>Not available for depth 45 - 47,5</b> <input type="checkbox"/> Medium frame - Ideal with Seat depth (PS) 40 - 42,5 <b>Not available for depth 47,5</b> <input type="checkbox"/> Long frame - Ideal with Seat depth (PS) 45 - 47,5				
		☆ 110°	<input type="checkbox"/> 120°	<input type="checkbox"/> 95°
<input type="checkbox"/> Elevating front frame, swing away and removable <b>Include calf supports and plastic footrest with heel band</b> <b>(not available for seat width 33)</b> <b>Minimum footplate distance 25cm.</b>		<span style="float: right;"><b>09730</b></span>		

Frame colour	
<b>Frame colour (without extra charge)</b>	
<input checked="" type="checkbox"/> Opaque black <input type="checkbox"/> POLAR white	<input type="checkbox"/> Tekno anthracite <input type="checkbox"/> Matt Midnight blue
<b>Frame colour on request</b>	
<input type="checkbox"/> Bright silver <input type="checkbox"/> Bright blue	<input type="checkbox"/> Bright fuchsia <input type="checkbox"/> Bright lime
<b>12579</b>	

Backrest
☆ Adjustable velcro straps and padded transpiring upholstery

Date .....	Order .....	User .....	Address .....
------------	-------------	------------	---------------

**Handle tube**

☆ Tubes with standard handle


02958

Folding handles  
 Not available with: Push handles for companion, Brake handles for companion (Drum Brake)

**Colour set: Includes rear wheel hub and rim, rear wheel plates and front forks**  
 Only standard Progeo 22"/24" wheels have coloured hubs and rims

☆ Black	22" 24" 25" 26"	
<input type="checkbox"/> Bright silver	22" 24"	00833
<input type="checkbox"/> Bright lime	22" 24"	00833
<input type="checkbox"/> Bright blue	22" 24"	00833
<input type="checkbox"/> Bright red	22" 24"	00833
<input type="checkbox"/> Bright fuchsia	22" 24"	00833
<input type="checkbox"/> POLAR white	22" 24"	00833
<input type="checkbox"/> Tekno anthracite	22" 24"	00833
<input type="checkbox"/> Matt Midnight blue	22" 24"	00833
<input type="checkbox"/> Matt grey	22" 24"	00833
<input type="checkbox"/> Matt red	22" 24"	00833

**Casters**

☆ 5" Soft		
<input type="checkbox"/> 4" Soft		
<input type="checkbox"/> 3" Sport	<i>Lightest configuration</i>	
<input type="checkbox"/> 6" Soft	Not available with frame angle 95°	
<input type="checkbox"/> 6" Pneumatic	Not available with frame angle 95°	
<input type="checkbox"/> 7" Soft	Not available with frame angle 95°	
<input type="checkbox"/> 3" Active Soft (wide)	(Aluminium alloy rim)	06824
<input type="checkbox"/> 4" Active Sport (narrow)	(Aluminium alloy rim)	01398
<input type="checkbox"/> 4" Active Soft (wide)	(Aluminium alloy rim)	03943
<input type="checkbox"/> 5" Active Soft (wide)	(Aluminium alloy rim)	07518
<input type="checkbox"/> 5" Pneumatic		10844

**Rear wheels**

☆ 24" Ultra-light Progeo - Standard!		
<input type="checkbox"/> 22" Ultra-light Progeo - Standard!		
<input type="checkbox"/> 25" Ultra-light Progeo - Standard!	(colour: black)	
<input type="checkbox"/> 26" Progeo - Standard!	(colour: black)	
<input type="checkbox"/> 24" ULTRA-LIGHT PROGEO KEY SPORT	<i>Lightest configuration</i>	04383
<input type="checkbox"/> 24" Ultra-light "Spinergy LX"		01685
<input type="checkbox"/> 24" Ultra-light "Spinergy LXL"	<input type="checkbox"/> Black hub and white spokes	07846
<input type="checkbox"/> 24" Ultra-light "Spinergy Flex rim"	<input type="checkbox"/> Integrated aluminium/rubber handrim	02270
<input type="checkbox"/> 25" Ultra-light "Spinergy LX"		02101
<input type="checkbox"/> 25" Ultra-light "Spinergy LXL"	<input type="checkbox"/> Black hub and white spokes	07847
<input type="checkbox"/> 26" Ultra-light "Spinergy LX"		02102
<input type="checkbox"/> 24" Off-road (aluminium handrim black - Wheel distance 4cm)		01392
<input type="checkbox"/> 24" with brake handles for companion (drum brake) (aluminium handrim - Wheel distance 3cm)		03384
<b>Available only with camber 0°</b>		
<b>Not available with Frame Dynamic 2.0</b>		
<input type="checkbox"/> One arm drive - (24" rear wheels Aluminium handrim High pressure Tyre) - camber 0°	<input type="checkbox"/> Right <input type="checkbox"/> Left	02103


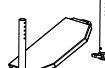


**Rear wheel tyre**



☆ High pressure tyre	(22"-24"-25"-26")	<i>Lightest configuration</i>	
<input type="checkbox"/> High pressure profile tyre	(24")		
<input type="checkbox"/> Marathon Plus	(24"-25")	with anti-puncture protection	01669
<input type="checkbox"/> Anti-puncture - Colour Black	(24")		11083
<b>Not available with Rear wheels : 24" ULTRA-LIGHT PROGEO KEY SPORT, 24" Ultra-light "Spinergy LXL"</b>			
<input type="checkbox"/> Anti-puncture - Colour Grey	(22")		04181

Date ..... Order ..... User ..... Address .....

Handrim	Wheel distance ☆ 3 cm (22"-24"-25"-26")	□ 4 cm <i>Lightest configuration</i>	
☆ Aluminium			
<input type="checkbox"/> Aluminium black SOFT-TOUCH	(24"-25")	(24" handrim, on 25" wheel is installed with spacers)	09170
<input type="checkbox"/> Chromed Steel	(24"-25")	(24" handrim, on 25" wheel is installed with spacers)	01684
<input type="checkbox"/> Titanium	(24"-25")	(24" handrim, on 25" wheel is installed with spacers)	00016
<input type="checkbox"/> Ultra Grepp	(24"-25")	(24" handrim, on 25" wheel is installed with spacers)	00017
<input type="checkbox"/> TOP FRICTION Oval countour with a rubber insert	(24"-25")	(24" handrim, on 25" wheel is installed with spacers)	11023
<input type="checkbox"/> NOVA H Ergonomic black profile	(24"-25")	(24" handrim, on 25" wheel is installed with spacers)	11025
<input type="checkbox"/> NOVA D Ergonomic profile with rubber coating (ideal for quadriplegics)	(24"-25")	(24" handrim, on 25" wheel is installed with spacers)	11026
<input type="checkbox"/> Silicon cover for standard aluminium handrim	Available for measures (22"- 24" - 26")		04050

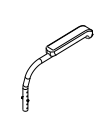



Wheel locks		
☆ Bent lever push to lock		
<input type="checkbox"/> Straight lever push to lock		
<input type="checkbox"/> Straight lever pull to lock		
<input type="checkbox"/> Sport brake		06428
<input type="checkbox"/> Brake with extension lever push to lock		01949
<input type="checkbox"/> Brake with extension lever pull to lock		03372

Footplate (Not available with Elevating front frame, swing away and removable) - See reference tables N°3		
☆ Plastic footrest, rake adjustable Not available with Elevating front frame, swing away and removable Minimum footplate distance 27cm. ☆ 2/3 Internal □ 2/3 External		11525
<input type="checkbox"/> One piece footplate - Flip-up! rake and depth adjustable Not available with Elevating front frame, swing away and removable Minimum footplate distance 26cm. □ Internal ☆ 2/3 Internal □ External		11527
<input type="checkbox"/> One piece aluminium footplate - Flip-up! rake and depth adjustable Not available with Elevating front frame, swing away and removable Minimum footplate distance 26cm. □ Internal ☆ 2/3 Internal □ 2/3 External □ External		11528
<input type="checkbox"/> One piece Carbon fibre footplate rake adjustable, swing away, flip-up. Not available with Elevating front frame, swing away and removable Minimum footplate distance 26cm. ☆ Internal □ External		03291

Mudguard		
<b>Mudguard - FIXED</b>		
☆ ABS mudguard		03946
<input type="checkbox"/> ABS Straight sideguard		08918
<input type="checkbox"/> Carbon fibre mudguard		
<input type="checkbox"/> Carbon fibre Straight sideguard		
<input type="checkbox"/> <b>Mudguard enlargement</b>		
☆ + 0 cm		
<input type="checkbox"/> + 1 cm	<input type="checkbox"/> + 2 cm	Not available with Rear wheels with brake handles for companion (Drum Brake)
		12648
<b>Mudguard - REMOVABLE</b>		
<i>The distance between the two side guards is 1 cm wider than the seat width</i>		
<input type="checkbox"/> Removable ABS mudguard		08921
<input type="checkbox"/> Removable ABS fibre straight sideguard		08921
<input type="checkbox"/> Removable carbon fibre mudguard		08919
<input type="checkbox"/> Removable Carbon fibre straight sideguard		08920

Date .....	Order .....	User .....	Address .....
------------	-------------	------------	---------------

**Armrests**  
*Tubular armrests with standard support combined with anti-tipper wheels exclude the possibility of installing the transit wheels.*

<input type="checkbox"/> Tubular armrests  <input type="checkbox"/> Removable armrest with integrated mudguard  <input type="checkbox"/> Desk armrests PROGEO <b>Enlargement of Desk armrests PROGEO</b> <input checked="" type="checkbox"/> + 0 cm <input type="checkbox"/> + 2 cm  <input type="checkbox"/> Flip-up armrests PROGEO  <input type="checkbox"/> Removable armrest with ABS straight sideguard <i>The distance between the two side guards is 1 cm wider than the seat width</i> <input type="checkbox"/> Removable armrest with carbon-fiber straight sideguard <i>The distance between the two side guards is 1 cm wider than the seat width</i>	(Swing away, removable and height adjustable armrest) <input type="checkbox"/> Standard Support (Not with frame Dynamic) <input type="checkbox"/> Steel support with safety locking system  (Removable and height adjustable) Not available with Frame Dynamic 2.0 + camber 4°  (Removable and height adjustable) Not available with Frame Dynamic 2.0  (Removable and height adjustable) Available only with Ultra-light Progeo standard wheels and camber 0°  (Removable and height adjustable) Not available with Frame Dynamic 2.0	 04828 00694   09956   12277   08881 08882
---	--	--

**Accessories**

<input type="checkbox"/> Pad for front frame protectors	07058
<input type="checkbox"/> Backrest-seat connection cloth	10241
<input type="checkbox"/> Removable storage bag (with quick coupling)	09811

**Optional 1**

<input type="checkbox"/> Transit wheels		00836
<input type="checkbox"/> Anti-tipper with rapid hookup	(inside rotation to reduce the encumbrance) <input type="checkbox"/> Right <input type="checkbox"/> Left	00023 00024
<input type="checkbox"/> Tipping aid	<input type="checkbox"/> Right <input type="checkbox"/> Left	00025 01046
<input type="checkbox"/> Crutches support	<input type="checkbox"/> Right <input type="checkbox"/> Left	00838 00837

**Optional 2**

<input type="checkbox"/> Tetraclip	(Quick release axle for quadriplegic)	03947
<input type="checkbox"/> Rear wheels plate extension <input type="checkbox"/> Handybike adaptor	(Not with frame Dynamic 2.0)	01950 00506
<input type="checkbox"/> Push handles for companion	(Removable and height adjustable)	01048
<input type="checkbox"/> Harness <input type="checkbox"/> Safety pelvic belt		04103 03972
<input type="checkbox"/> Tray table (removable)		00508
<input type="checkbox"/> Lumbar support	(to insert in the backrest upholstery)	00013
<input type="checkbox"/> Super Head rest	(Folding with the wheelchair)	04049
<input type="checkbox"/> Swing away lateral support Not available with Posture backrest PHYSIO	<input type="checkbox"/> Right <input type="checkbox"/> Left	02097 02098
<input type="checkbox"/> Spoke guards Black	(22"-24")	01043
<input type="checkbox"/> Spoke guards Transparent	(22"-24")	00835
<input type="checkbox"/> Spoke guards Progeo design	(22"-24")	00019

**Additional Kit**


<input type="checkbox"/> 24" Off-road rear wheels	Off-Road tyre - aluminium handrim (black colour)	03378
<input type="checkbox"/> 24" FAT rear wheels	FAT tyre 3" - aluminium handrim (black colour)	09357

Date ..... Order ..... User ..... Address .....


**Removable with quick release**  
**Suitable for tubes with diameter 18+26mm**  
**Depth adjustment (4cm)**  
**Angle adjustment (±18°)**

**AIR** Carbon shell

not available for seat width 48

BACKREST HEIGHT	28	34	40			
Shell's shape 	Lateral retaining wing A=high - R=regular					
	A	R	A	R	A	R
	<input type="checkbox"/>	<input type="checkbox"/>	<input type="checkbox"/>	<input type="checkbox"/>	<input type="checkbox"/>	<input type="checkbox"/>

**POSTURE** Aluminum shell

BACKREST HEIGHT	34	40	52
Shell's shape 	Lateral retaining wing R=regular		
	R	R	R
	<input type="checkbox"/>	<input type="checkbox"/>	<input type="checkbox"/>

Alluminum lateral with padded, breathable upholstery.



Small (h 13cm)



Right  
10272



Left  
10272

Large (h 20cm)



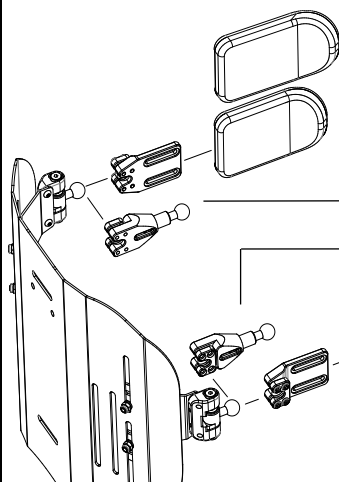
Right  
10273



Left  
10273

**SWING AWAY - Lateral support**

Fixing and adjustment hardware complete with protection sleeve  
 Alluminum lateral with padded, breathable upholstery.



Large (18x12)

05647

Small (14x9)

05643

Lateral support extension

Quantity (number pcs).....  
10271

Lateral support extension

Quantity (number pcs).....

Small (14x9)

05642

Large (18x12)

05646

Headrest adjustable - Double ball mounting system  
 Available only with backrest Physio Posture

Large (35x12,5)  
 Small (25x12,5)



05648

Date .....	Order .....	User .....	Address .....
------------	-------------	------------	---------------

## Note

Wheelchair : Progeo EXELLE VARIO - Rev. 2026.0	Prices - VAT excluded to be added to the price list	<table border="1" style="width: 100%; border-collapse: collapse;"> <tr> <td colspan="2" style="text-align: center; font-weight: bold; font-size: small;">Send this page only if any optional have been chosen</td> </tr> <tr> <td style="width: 10px; text-align: center;">☆</td> <td style="font-size: x-small;">standard (supplied if no requests are indicated)</td> </tr> <tr> <td style="text-align: center;">□</td> <td style="font-size: x-small;">on request (without extra charge)</td> </tr> <tr> <td style="text-align: center;">○</td> <td style="font-size: x-small;">optional (cost to be added at the basic price)</td> </tr> </table>	Send this page only if any optional have been chosen		☆	standard (supplied if no requests are indicated)	□	on request (without extra charge)	○	optional (cost to be added at the basic price)
Send this page only if any optional have been chosen										
☆	standard (supplied if no requests are indicated)									
□	on request (without extra charge)									
○	optional (cost to be added at the basic price)									

### REFERENCE TABLES

1	Front height	
With closed frame (95°) max 5" caster		
Casters	Front height	
	min.	max
3"	41	52
4"	42	53
5"	44	54
6"	48	55
7"	50	56
The size of the fork will be defined only by Progeo in accordance with wheelchair final configuration.		

2	Rear frame	Rear wheels			
		22"	24"	25"	26"
STANDARD	Straight plate	min. 37 max 45	min. 39 max 47	min. 40 max 48	min. 41 max 49
	Shaped plate	min. 36 max 49	min. 38 max 51	min. 39 max 52	min. 40 max 53
	Rear wheels plate extension	min. 37 max 46	min. 39 max 48	min. 40 max 50	min. 41 max 51
	with Tubular armrests	min. 39 max 46	min. 41 max 48	min. 43 max 50	min. 44 max 51
DYNAMIC 2.0		min. 36 max 49	min. 38 max 51	min. 39 max 52	min. 40 max 53

3	Footplate option	Frame Angle 110°	Footplate distance Frame Angle 120°	Frame Angle 95°
		min. 27	min. 27	min. 27
Plastic footrest	min. 27	min. 27	min. 27	
One piece footplate - Flip-up!	min. 24	min. 26	min. 24	
One piece footplate - Flip-up! , with multifunction rotative system	min. 19	min. 21	min. 19	
One piece aluminium footplate - Flip-up!	min. 24	min. 26	min. 24	
One piece Carbon fibre footplate	min. 24	min. 26	min. 24	
Calculated with the best configuration and with the footplates positioned on inside.				
<b>IMPORTANT NOTICE! From the footplate to the floor minimum 4cm !! (Minimum Front height = DP + 4cm)</b>				

4	Rear wheels	
Model	Features	
22" Ultra-light Progeo - Standard!	(not available in anthracite color)	
24" Ultra-light Progeo - Standard!	(available for all colours)	
24" ULTRA-LIGHT PROGEO KEY SPORT	(silver hub, black rim and 16 spokes)	
24" Ultra-light "Spinergy LX"	(silver hub, black rim and spokes)	
24" Ultra-light "Spinergy LXL"	(black hub and rim, 18 white spokes) - (black hub, rim and 18 spokes)	
24" Ultra-light "Spinergy Flex rim"	(silver hub, black rim and spokes) - (integrated aluminium/rubber handrim - encumbrance reduction up to 3cm. - all tyre)	
24" Off-road	(colour: black) - (aluminium handrim - tyre Off-road)	
25" Ultra-light "Spinergy LX"	(silver hub, black rim and spokes)	
25" Ultra-light "Spinergy LXL"	(black hub and rim, 18 white spokes)	
26" Progeo - Standard!	(colour: black)	
26" Ultra-light "Spinergy LX"	(silver hub, black rim and 18 spokes)	

Date .....	Order .....	User .....	Address .....
------------	-------------	------------	---------------

12" wheel - Motor 250W (750W maximum power)  
 14" wheel - Motor 1000W (1500W maximum power)

- Color display with switcher
- Maximum speed limit settable from display
- 5 speed levels selectable
- 10 display-selectable acceleration levels
- Adaptive Cruise Control
- Disc and electronic brake control lever
- Motor brake (adjustable in 10 levels from the display)
- Electronic brake with control bottom (adjustable in 10 levels from the display)
- Power regain when braking
- Error messages management from display (with error history)
- Rear gear beeper
- 48V - 5.8 Ah battery Autonomy up to 25km
- 48V - 11.6 Ah Power plus battery Autonomy up to 50km
- Battery charger 48V
- Rear gear
- USB port
- Easle
- Mudguard
- Front spoiler with predisposition for FULL LED light

**(Certified software)**

**Mototronik**

**10979**



**Handlebar**

☆ **STANDARD controls**

☆ Thumb accelerator

☆ Right  
12592

Left  
12593

Grip throttle

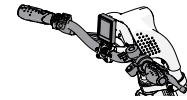
Right  
10913

Left  
10914

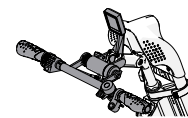
Disc and electronic brake control lever

☆ Right  
12594

Left  
12595




**QUADRIPLEGIC controls**  
 Handlebar PUSH&PULL



**10905**


☆ **MOTOTRONIK 12" wheel**

Motor 250W (750W maximum power)  
 Maximum speed according to law



**MOTOTRONIK 14" wheel**

Motor 1000W (1500W maximum power)  
 Maximum speed according to law



**10903**

**Battery**

☆ 48V - 5.8 Ah battery

*Autonomy up to 25 km*

48V - 11.6 Ah Power plus battery

*Autonomy up to 50 km*

**10904**

Date ..... Order ..... User ..... Address .....

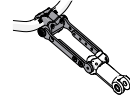
### Accessories

FULL LED light (high intensity)  
Integrated in the spoiler



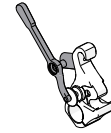
10908

Handlebar extension  
Adjustable from 15cm up to 23cm



10907

Motor unit facilitated unlock lever  
Recommended with handlebar for quadriplegic



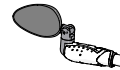
10915

Additional FLY 48V - 2.9 Ah battery  
Autonomy up to 15km  
Approved for air transport

10906

Rearview mirror

Right  
 Left



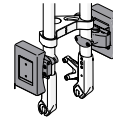
10909  
10909

Basket (removable) - (with KLICKfix® attachment system)



10912

Removable front weight - (with KLICKfix® attachment system)  
(it increases the weight over the power wheel to improve traction)



10910

Travel bag

10916


### Note


Send this page only if any optional have been chosen


<input checked="" type="checkbox"/>	standard	(supplied if no requests are indicated)
<input type="checkbox"/>	on request	(without extra charge)
<input type="radio"/>	optional	(cost to be added at the basic price)

Date ..... Order ..... User ..... Address .....


**SMARTDRIVE - including battery charger**



 <b>SWITCH CONTROL (DX+SX) - EU</b> Funzionamento a due pulsanti	<input type="radio"/> 6 KM/H	MX2-S002
	<input type="radio"/> 9 KM/H	MX2-S005

 <b>SWITCH CONTROL + JACK 3.5 - EU</b> "Mono" female input, allows SmartDrive to be connected to any other control/driving device.	<input type="radio"/> 6 KM/H	MX2-S003
	<input type="radio"/> 9 KM/H	MX2-S006

**Pulsante di comando esterno BUDDY BUTTON**  
 completo di adattatore, set di montaggio e braccio di estensione  
*Disponibile solo con SWITCH CONTROL + JACK 3.5*



MX2-BBB

**ATTACHMENT HARDWARE FOLDER KIT**  
 Choose attachment hardware kit according to the size of the wheelchair's rear wheels




Attachment hardware folder kit - rear wheels 22" - 24" MX2-443-C

Attachment hardware folder kit - rear wheels 25" MX2-453-C

Attachment hardware folder kit - rear wheels 26" MX2-463-C

**SMART WATCH**

Lo SmartDrive può essere comandato e gestito con uno Smart Watch APPLE o GALAXY  
 Fast and simple setup  
 Increased screen visibility  
 Improved battery performance  
 Free App from Apple Store and Play Store

<p><u>Lista compatibilita'</u></p> 	<p><b>Smart Watch compatibili</b></p> <p><b>APPLE WATCH</b>          serie 5 o successivi con iOS 8 o successivi          Apple iPhone</p>	<p><b>Applicazioni gratuite</b></p> <p>SmartDrive MX2+ </p> <p>Pushtracker </p>
	<p><b>GALAXY WATCH</b>          serie 4 o successivi          Smartphone Samsung          Smartphone Android 6.0 e RAM almeno 1.5 GB</p>	

**Accessories**

Carrying bag  MX2SD-BAG

Universal padded handle  
*Universal padded handle*  MX2-986

Wheelchair : Progeo EXELLE VARIO - Rev. 2026.0	Prices - VAT excluded to be added to the price list	<p align="center"><b>Send this page only if any optional have been chosen</b></p> <input checked="" type="radio"/> standard (supplied if no requests are indicated) <input type="checkbox"/> on request (without extra charge) <input type="radio"/> optional (cost to be added at the basic price)
--	--	---