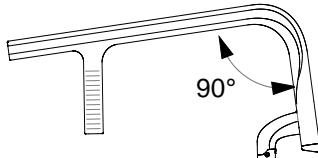




Date User End user wheight (kg) Language user manual	Progeo (English) Company stamp Responsible	Rigid frame wheelchair
---	---	-------------------------------

Wheelchair measures - The tolerance on all the dimensions indicated and/or required is ± 10 mm	
Seat width (LS) The seat width is measured from the outer sides of the frame, while the distance between the two side guards is 1.5 cm wider. For seat enlargement see section enlargement of mudguard and armrest with integrated mudguard	<input type="checkbox"/> 33 <input type="checkbox"/> 36 <input type="checkbox"/> 39 <input type="checkbox"/> 42 <input type="checkbox"/> 45 <input type="checkbox"/> 48
Seat depth (PS) The real seat depth, from the front part of the seat cloth to the backrest tube will be 1,5 cm more than the declared one.	<input type="checkbox"/> 35 <input type="checkbox"/> 37,5 <input type="checkbox"/> 40 <input type="checkbox"/> 42,5 <input type="checkbox"/> 45 <input type="checkbox"/> 47,5 <input type="checkbox"/> 50
Footplate distance (DP) (cm) ± 0.5 cm - adjustment steps 1.5cm (Real distance between seat and footplate) - IMPORTANT NOTICE! From the footplate to the floor minimum 4cm !! (Minimum Front height = DP + 4cm)	
Setting	<input checked="" type="checkbox"/> Standard <input type="checkbox"/> Prudential <input type="checkbox"/> Active
Backrest Height (TS)	Std.Value 33,5 (min 26-max 47) adjustment steps 1.5cm
Camber	<input checked="" type="checkbox"/> 0° <input type="checkbox"/> 2° <input type="checkbox"/> 4°

Front frame ☆ Carbon fibre frame, Angle 90° to the seat	
	

Front height - Tick the box with the required height The possible difference in height between HIGH frame and LOW frame is 3cm (with same fork, caster and assembly hole).		
	 SPORT fork (H95)	 Small size fork (H115)
LOW FRAME 90° Front height (min 44,5 - max 50) Footplate distance (min 34,5) <div style="border: 1px solid black; padding: 5px; margin-top: 10px;"> U-TUBE Aluminium footplate Footplate distance (min 18 ÷ max 35) DPmax = Front height - 10cm </div>	Casters 3" <input type="checkbox"/> ~45 <input type="checkbox"/> ~46 4" <input type="checkbox"/> ~46 <input type="checkbox"/> ~47 5" <input type="checkbox"/> ~48,5	Casters 3" <input type="checkbox"/> ~45,5 <input type="checkbox"/> ~47 4" <input type="checkbox"/> ~46,5 <input type="checkbox"/> ~48 <input type="checkbox"/> ~49 5" <input type="checkbox"/> ~49 <input type="checkbox"/> ~50
HIGH FRAME 90° Front height (min 47,5 - max 53) Footplate distance (min 37,5) <div style="border: 1px solid black; padding: 5px; margin-top: 10px;"> U-TUBE Aluminium footplate Footplate distance (min 21 ÷ max 38) DPmax = Front height - 10cm </div>	Casters 3" <input type="checkbox"/> ~48 <input type="checkbox"/> ~49 4" <input type="checkbox"/> ~49 <input type="checkbox"/> ~50 5" <input type="checkbox"/> ~51,5	Casters 3" <input type="checkbox"/> ~48,5 <input type="checkbox"/> ~50 4" <input type="checkbox"/> ~49,5 <input type="checkbox"/> ~51 <input type="checkbox"/> ~52 5" <input type="checkbox"/> ~52 <input type="checkbox"/> ~53
The real front-seat height could be slightly different from the chosen one considering it is affected by seat depth and rear seat height.		
Rear height The difference between Font Height and Rear Height must be in the 3 - 12 cm range. Rear wheels 22" (min 36 - max 44) Rear wheels 24" (min 38 - max 46) Rear wheels 25" (min 39 - max 47) Rear wheels 26" (min 41 - max 48)		

Seat ☆ Seat cloth with pocket (under seat) <input type="radio"/> Seat with tension straps 08883 <input type="radio"/> Carbon rigid seat 08336 <input type="radio"/> Pocket (under seat) [25x11x4,5] 08281	
---	--

Date Order User Address

CUSTOMIZE COLORS

①

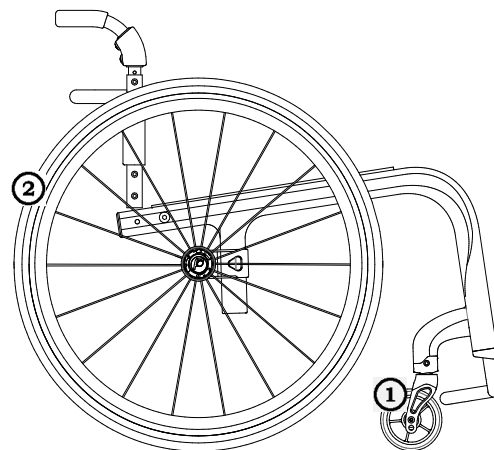
Fork colour

☆ Opaque black

- ☐ Bright silver
☒ **POLAR white**
☐ Bright red
☐ Tekno anthracite
☐ Matt grey

08342

- ☐ Bright blue
☐ Bright fuchsia
☐ Bright lime
☐ Matt Midnight blue
☐ Matt red



②

Colour rear wheels

To be matched only with: Rear wheels Ultra-light Progeo - Standard! (22 - 24)

☆ Black

- ☐ Bright silver
☒ **POLAR white**
☐ Bright red
☐ Tekno anthracite
☐ Matt grey

04692

- ☐ Bright blue
☐ Bright fuchsia
☐ Bright lime
☐ Matt Midnight blue
☐ Matt red

Rear wheels axle

- ☆ Aluminum rear wheels axle
☐ Carbon fiber rear wheels axle

Lightest configuration

07647

Backrest adjustment and fixing system

- ☆ Backrest with double locking (upright and folded)
☐ Backrest with upright locking system ONLY (no locking when folded)
☐ Fixed back(non-folding back)

with rake adjustable from -4° to +16°
 with rake adjustable from -4° to +16°
 with rake adjustable from -4° to +16°

Backrest

- ☆ Adjustable velcro straps and padded transpiring upholstery

☆ Aluminium backrest

☐ Titanium backrest

☐ Carbon fibre backrest









06811

04389



Integrated posture backrest (NOT REMOVABLE)

Carbon shell - Lateral retaining 7,5cm
 Depth adjustment ±1cm. - Angle adjustment ±10°
 not available for seat width 48

H 28	H 34	H 40			
Backrest Height (TS) min 34	Backrest Height (TS) min 38	Backrest Height (TS) min 44			
(.....)	(.....)	(.....)			
Lateral retaining wing A=high - R=regular					
A	R	A	R	A	R
					
<input type="checkbox"/>	<input type="checkbox"/>	<input type="checkbox"/>	<input type="checkbox"/>	<input type="checkbox"/>	<input type="checkbox"/>

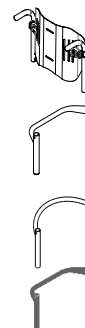
Installation on:

☆ Backrest tubes

☐ Aluminium backrest

☐ Titanium backrest

☐ Carbon fibre backrest



06811

04389

Handle tube

☆ Tubes with standard handle

☐ Tubes with short handle

☐ SPORT tubes Without push handles

☐ Carbon fibre tubes with short handle

Weight reduction approx. 110gr.

04390

Not available with: Posture backrest PHYSIO - Posture backrest A I R

☐ Folding handles

Not available with: Push handles for companion

Minimum backrest height 30,5cm



02958

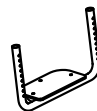
Date Order User Address

Footplate

☆ Aluminium footplate. Rake not adjustable

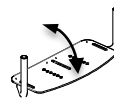
☆ WITHOUT plastic plate

☐ with plastic plate



☐ One piece aluminium footplate - Flip-up! FLIP-BACK! - rake and depth adjustable

IMPORTANT NOTICE! From the footplate to the floor minimum 6cm !! (Minimum Front height = DP + 4cm)
With 5" front wheel the difference between Front Height and Rear Height must be greater than 5cm



09420

☐ Aluminium footplate, rake and depth adjustable

☆ Internal

☐ 2/3 Internal

☐ External

☐ 2/3 External



04456

☐ U-TUBE - Aluminium footplate, rake and depth adjustable

LOW FRAME: minimum footplate distance 18 - maximum footplate distance 35

HIGH FRAME: minimum footplate distance 21 - maximum footplate distance 38



09853

☐ One piece Carbon fibre footplate. Rake adjustable

☆ Internal

☐ External



04110

Mudguard

☆ Carbon fibre mudguard

☐ Carbon fibre Straight sideguard

Mudguard enlargement

☆ + 0 cm

☐ + 1 cm

12648

☐ Removable version

The distance between the two side guards is 1 cm wider than the seat width



08921

Casters

☆ 4" Soft

☐ 3" Sport

Lightest configuration

☐ 5" Soft

☐ 3" Active Soft (wide)

(Aluminium alloy rim)

06824

☐ 4" Active Sport (narrow)

(Aluminium alloy rim)

01398

☐ 4" Active Soft (wide)

(Aluminium alloy rim)

03943

☐ 5" Active Soft (wide)

(Aluminium alloy rim)

07518

☐ 5" Pneumatic

10844

Rear wheels

☆ 24" Ultra-light Progeo - Standard!

☐ 22" Ultra-light Progeo - Standard!

☐ 25" Ultra-light Progeo - Standard!

(colour: black)

☐ 26" Progeo - Standard!

(colour: black)

☐ 24" ULTRA-LIGHT PROGEO KEY SPORT

Lightest configuration

04383

☐ 24" Ultra-light "Spinergy LX"

01685

☐ 24" Ultra-light "Spinergy LXL"

☐ Black hub and white spokes

☐ Hub and spokes black

07846

☐ 24" Ultra-light "Spinergy Flex rim"

Integrated aluminium/rubber handrim

02270

☐ 25" Ultra-light "Spinergy LX"

02101

☐ 25" Ultra-light "Spinergy LXL"

☐ Black hub and white spokes

07847

☐ 26" Ultra-light "Spinergy LX"

02102

☐ 24" Off-road (aluminium handrim black)

01392

Rear wheel tyre

☆ High pressure tyre

(22"-24"-25"-26")

Lightest configuration

☐ High pressure profile tyre

(24")

☐ Marathon Plus

(24"-25")

with anti-puncture protection

01669

☐ Anti-puncture - Colour Grey

(22")

04181

☐ Anti-puncture - Colour Black


(24")



11083

Not available with Rear wheels : 24" ULTRA-LIGHT PROGEO KEY SPORT, 24" Ultra-light "Spinergy LXL"




Date	Order	User	Address
------------	-------------	------------	---------------




Handrim	Wheel distance ★ 3 cm	□ 4 cm	
☆ Aluminium	(22"-24"-25"-26")	<i>Lightest configuration</i>	
○ Aluminium black SOFT-TOUCH	(24"-25")	(24" handrim, on 25" wheel is installed with spacers)	09170
○ Chromed Steel	(24"-25")	(24" handrim, on 25" wheel is installed with spacers)	01684
○ Titanium	(24"-25")	(24" handrim, on 25" wheel is installed with spacers)	00016
○ Ultra Grepp	(24"-25")	(24" handrim, on 25" wheel is installed with spacers)	00017
○ TOP FRICTION	(24"-25")	(24" handrim, on 25" wheel is installed with spacers)	11023
Oval countour with a rubber insert			
○ NOVA H	(24"-25")	(24" handrim, on 25" wheel is installed with spacers)	11025
Ergonomic black profile			
○ NOVA D	(24"-25")	(24" handrim, on 25" wheel is installed with spacers)	11026
Ergonomic profile with rubber coating (ideal for quadriplegics)			
○ Silicon cover for standard aluminium handrim	Available for measures (22"- 24" - 26")		04050

Wheel locks	
☆ Bent lever push to lock	
□ Straight lever push to lock	
□ Straight lever pull to lock	
○ Sport brake	 06428
○ Brake with extension lever push to lock	 01949
○ Brake with extension lever pull to lock	 03372

Armrests	
○ Tubular armrests	(Swing away, removable and height adjustable armrest)  00694
○ Removable armrest with carbon-fiber straight sideguard	 09079
<i>The distance between the two side guards is 1 cm wider than the seat width</i>	

Accessories	
○ Pad for front frame protectors	07058
○ Backrest-seat connection cloth	10241
○ Removable storage bag (with quick coupling)	09811

Optional 1	
<u>Only one optional devices for side can be chosen</u>	
○ Transit wheels	Exclude the installation of Anti-tippers  03290
○ Anti-tipper with rapid hookup	Exclude the installation of Transit wheels (inside rotation to reduce the encumbrance)
○ Right	 06821
○ Left	 06822

Optional 2	
○ Push handles for companion	(Removable and height adjustable)  03645
○ Tetraclick	(Quick release axle for quadriplegic) 03947
○ Safety pelvic belt	03972
○ Harness	04103
○ Lumbar support	(to insert in the backrest upholstery) 00013
○ Swing away lateral support	Not available with Posture backrest PHYSIO - Posture backrest A I R
Prevents backrest folding	
○ Right	 02097
○ Left	 02098
○ Spoke guards Black	(22"-24") 01043
○ Spoke guards Transparent	(22"-24") 00835
○ Spoke guards Progeo design	(22"-24") 00019

Additional Kit	
○ 24" Off-road rear wheels	Off-Road tyre - aluminium handrim (black colour) 03378
○ 24" FAT rear wheels	FAT tyre 3" - aluminium handrim (black colour) 09357






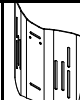

Date Order User Address

PHYSIO - Posture backrest (Std. Backrest upholstery not provided)

Removable with quick release
Suitable for tubes with diameter 18±26mm
Depth adjustment (4cm)
Angle adjustment (±18°)

☐ **AIR** Carbon shell

not available for seat width 48

BACKREST HEIGHT		28	34	40			
Shell's shape		Lateral retaining wing A=high - R=regular					
7.5 cm		A	R	A	R	A	R
							
		<input type="checkbox"/>	<input type="checkbox"/>	<input type="checkbox"/>	<input type="checkbox"/>	<input type="checkbox"/>	<input type="checkbox"/>
		<input type="checkbox"/>	<input type="checkbox"/>	<input type="checkbox"/>	<input type="checkbox"/>	<input type="checkbox"/>	<input type="checkbox"/>
		<input type="checkbox"/>	<input type="checkbox"/>	<input type="checkbox"/>	<input type="checkbox"/>	<input type="checkbox"/>	<input type="checkbox"/>

☐ **POSTURE** Aluminum shell

BACKREST HEIGHT	34	40	52
Shell's shape	Lateral retaining wing R=regular		
	R	R	R
7.5 cm			
	<input type="checkbox"/>	<input type="checkbox"/>	<input type="checkbox"/>

Configuration DEEP with side support PAD (height adjustable)

Alluminum lateral with padded, breathable upholstery.



Small (h 13cm)



☐ Right
10272

☐ Left
10272

Large (h 20cm)

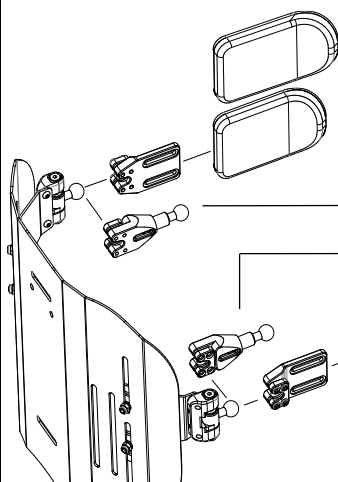


☐ Right
10273

☐ Left
10273

SWING AWAY - Lateral support

Fixing and adjustment hardware complete with protection sleeve
Alluminum lateral with padded, breathable upholstery.



☐ Large (18x12)

05647

☐ Small (14x9)

05643

☐ Lateral support extension

Quantity (number pcs).....
10271

☐ Lateral support extension

Quantity (number pcs).....

☐ Small (14x9)

05642

☐ Large (18x12)

05646

☐ Headrest adjustable - Double ball mounting system

Available only with backrest Physio Posture



☐ Large (34x14)
☐ Small (28x14)

05648

Date	Order	User	Address
------------	-------------	------------	---------------

Note

Wheelchair : Progeo DUKE - Rev. 2025.1	Prices - VAT excluded to be added to the price list	Send this page only if any optional have been chosen	
		☆ standard	(supplied if no requests are indicated)
		□ on request	(without extra charge)
		○ optional	(cost to be added at the basic price)

Date Order User Address

12" wheel - Motor 250W (750W maximum power)
14" wheel - Motor 1000W (1500W maximum power)

Color display with switcher
Maximum speed limit settable from display
5 speed levels selectable
10 display-selectable acceleration levels
Adaptive Cruise Control

Disc and electronic brake control lever
Motor brake (adjustable in 10 levels from the display)
Electronic brake with control bottom (adjustable in 10 levels from the display)
Power regain when braking

Error messages management from display (with error history)
Rear gear beeper
48V - 5.8 Ah battery Autonomy up to 25km
48V - 11.6 Ah Power plus battery Autonomy up to 50km
Battery charger 48V

Rear gear
USB port
Easle
Mudguard
Front spoiler with predisposition for FULL LED light

(Certified software)

☐ Mototronik

10979



Handlebar

☆ STANDARD controls

☆ Thumb accelerator

☐ Grip throttle

☐ Disc and electronic brake control lever

☆ Right
12592


☐ Right
10913

☆ Right
12594

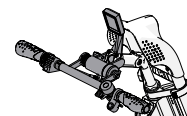
☐ Left
12593

☐ Left
10914

☐ Left
12595




☐ QUADRIPLAGIC controls
Handlebar PUSH&PULL



10905

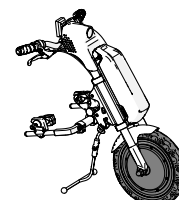
☆ MOTOTRONIK 12" wheel

Motor 250W (750W maximum power)
Maximum speed according to law



☐ MOTOTRONIK 14" wheel

Motor 1000W (1500W maximum power)
Maximum speed according to law



10903

Battery

☆ 48V - 5.8 Ah battery

Autonomy up to 25 km

☐ 48V - 11.6 Ah Power plus battery

Autonomy up to 50 km

10904

Date Order User Address

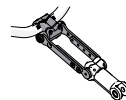
Accessories

- ☐ FULL LED light (high intensity)
Integrated in the spoiler



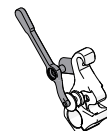
10908

- ☐ Handlebar extension
Adjustable from 15cm up to 23cm



10907

- ☐ Motor unit facilitated unlock lever
Recommended with handlebar for quadriplegic



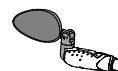
10915

- ☐ Additional FLY 48V - 2.9 Ah battery
Autonomy up to 15km
Approved for air transport

10906

- ☐ Rearview mirror

- ☐ Right
☐ Left



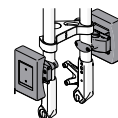
10909
10909

- ☐ Basket (removable) - (with KLiCKfix® attachment system)



10912

- ☐ Removable front weight - (with KLiCKfix® attachment system)
(it increases the weight over the power wheel to improve traction)



10910

- ☐ Travel bag

10916

Note